



Universal Oven UN and UF with SingleDISPLAY
Universal Oven UNplus and UFplus with TwinDISPLAY
Natural convection or forced air circulation
AtmoCONTROL software

Model sizes:

30 / 55 / 75 / 110 / 160 / 260 / 450 / 750 / 1060
+20 °C up to +300 °C

UNIVERSAL OVEN U The all-round genius among the heating ovens covers a multitude of applications, ideally at temperatures above +50 °C. Without compromises! Thanks to two model variants and nine sizes, optionally with natural or forced convection, industry, science and research institutes will find a heating and drying oven which combines top precision and safety with optimal operating comfort.




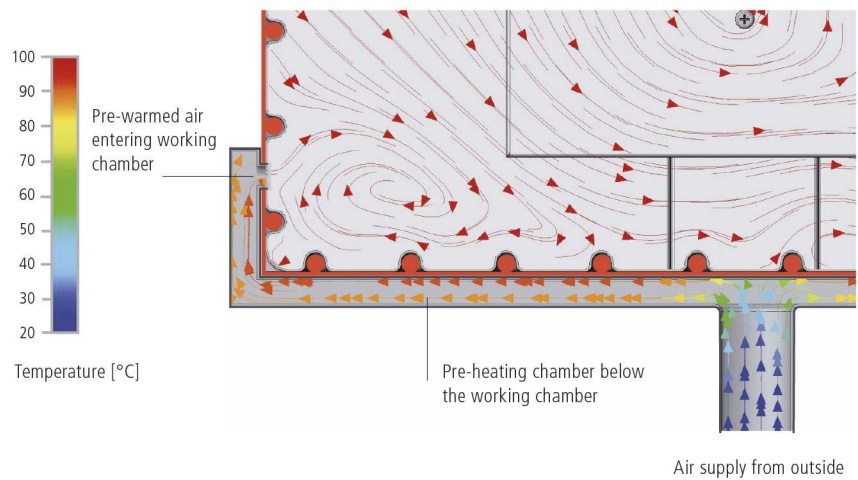
Defined and programme-controlled fan speed

Air exchange rates and air flap position can be controlled electronically at the ControlCOCKPIT. More inlet and outlet openings lead to a higher air exchange and reduced drying times. Various applications recommend or even require controlled ventilation. When drying powder, sand or corn, reducing the ventilation prevents undesired swirls.

Other applications like testing of wires or cables demand for defined air exchange rates. UFplus appliances feature easy programming of temperature and air exchange rates with the AtmoCONTROL software.

Fresh air is preheated

Temperature deviations caused by fresh air can influence sample characteristics or prolong drying. In Memmert universal ovens, the fresh air is therefore fed through a pre-heating chamber and introduced into the working chamber.



UNIVERSAL OVENS U

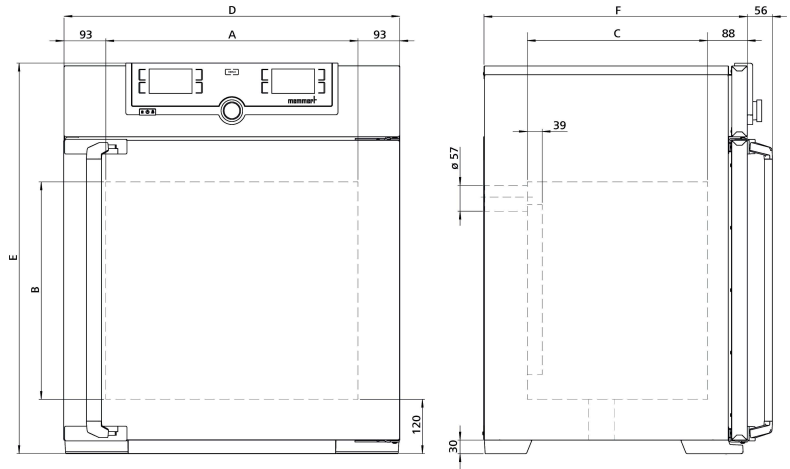
according to DIN 12880:2007-05, EN 61010-1 (IEC 61010-1), EN 61010-2-010

Standard units are safety-approved and bear the test marks:



- Interior:** Stainless steel, material 1.4301 (ASTM 304), with all-round deep-drawn ribs to integrate the large-area heating with ceramic-metal sheath
- Housing:** Textured stainless steel, rear zinc-plated steel, intuitively operated SingleDISPLAY or TwinDISPLAY (TFT colour display) with touchscreen, fully insulated stainless steel door, (from size 450 two leaves)
- Fresh air:** Admixture of pre-heated fresh air by electronically adjustable air flap
- Connection:** Mains cable with plug (German type)
CEE plug for 400 V
- Installation:** 4 feet; sizes 450, 750 and 1060 mounted on lockable castors
- Interfaces:**
- Ethernet
LAN

USB
- USB: only TwinDISPLAY



Model sizes/Description			30	55	75	110	160	260	450	750	1060	
Stainless steel interior	Volume	approx. l	32	53	74	108	161	256	449	749	1060	
	Width	(A) mm	400			560		640	1040			
	Height	(B) mm	320	400	560	480	720	800	720	1200		
	Depth (less 39 mm for fan)	(C) mm	250	330		400		500	600		850	
	Max. number of grids/shelves	number	3	4	6	5	8	9	8	14		
	Max. loading per grid/shelf	kg	20						30		20	
	Max. loading of chamber	kg	60	80	120	175	210	300				
	Max. loading per slide-in drip tray	kg	1,5			3		4	8			
Max. loading per bottom drip tray	kg	1,5			3		4	8				
Textured stainless steel exterior	Width	(D) mm	585			745		824	1224			
	Height (size 450, 750, 1060 with castors)	(E) mm	704	784	944	864	1104	1183	1247	1720		
	Depth (without door handle, depth of handle +56 mm)	(F) mm	434	514		584		684	784		1035	
Standard equipment	Stainless steel grids, electropolished	number	1			2						
	Standard works calibration certificate (measuring point chamber center)	°C	+160									
Temperature	Working temperature range	°C	at least 5 (UN/UNplus) or 10 (UF/UFplus) above ambient temperature to +300									
	Setting temperature range	°C	+20 to +300									
	Setting accuracy	°C	up to 99.9: 0.1 / from 100: 0.5									
Further data	Electrical load at 230 V, 50/60 Hz	approx. W	1600	2000	2500	2800	3200	3400	-			
	Electrical load at 115 V, 50/60 Hz	approx. W	1600	1700	1800						-	
	Electrical load at 400 V and 3 x 230 V w/o neutral, 50/60 Hz	approx. W	-						5800		7000	
Packing data	Net weight	approx. kg	45	57	66	74	96	110	161	217	252	
	Gross weight (packed in carton)	approx. kg	61	76	85	99	122	161	227	288	416	
	Width	approx. mm	660	730		830		930	1330		1370	
	Height	approx. mm	890	950	1130	1050	1300	1380	1440	1910	1970	
	Depth	approx. mm	650	670		800		930	1050		1300	
Universal Ovens			UN30	UN55	UN75	UN110	UN160	UN260	UN450	UN750	-	
U = Universal Oven			UN30plus	UN55plus	UN75plus	UN110plus	UN160plus	UN260plus	UN450plus	UN750plus	-	
N = Natural convection			UF30	UF55	UF75	UF110	UF160	UF260	UF450	UF750	UF1060	
F = Forced air circulation			UF30plus	UF55plus	UF75plus	UF110plus	UF160plus	UF260plus	UF450plus	UF750plus	UF1060plus	
plus = Model with TwinDISPLAY												

Options	30	55	75	110	160	260	450	750	1060
Voltage 115 V, 50/60 Hz	X2								
Extended overtemperature protection by additionally integrated Pt100 sensor for independent temperature monitoring for models with SingleDISPLAY						A6			
Full-sight glass door (4-layer insulating glass) Temperature-range up to max. +250 °C						B0			
Full-sight glass door (4-layer insulating glass borsilicat) Temperature-range up to max. +300 °C						B1			
Chamber modification for the application of reinforced perforated stainless steel shelves or stainless steel grids (bearing rails mounted in the working chamber) - includes replacement of standard grids by reinforced grids (standard with 1060)						-	K1		
Fresh-air filter (filtration efficiency 80 %) mounted at the appliance bottom (for UF/UFplus, for sizes requires 30 - 260 castor frame R9 or subframe)						R8			
Interior lighting for observing the load						R0			
Interior socket (can only be ordered with limited temperature range - max. +70 °C), ampacity 230 V, 2.2 A, can be switched off with the On/Off switch, cannot be switched individually, moisture tight IP68 (option A8 necessary)						R3			
Interior nearly gastight - technical clarification required for combination with other options						K2			
Interior nearly gastight with possibility for gas inlet/outlet through 2 tubes with ball valves - technical clarification required for combination with other options						K3			
Entry port, 23 mm clear diameter, for introducing connections at the side, can be closed by flap, standard positions	left centre/centre					F0			
	left centre/top					F1			
	right centre/centre					F2			
	right centre/top					F3			
Entry port, 23 mm clear diameter, can be closed by flap, in special positions (please state location)	left					F4			
	right					F5			
	rear					F6			
Entry port, 14 mm clear diameter, can be closed by flap, in special positions in the back wall (please state location)						D6			
Entry port, 38 mm clear diameter, can be closed by flap, in special positions in the back wall (please state location)						F7			
Entry port, 57 mm clear diameter, can be closed by flap, in special positions in the back wall (please state location; not possible for UF/UFplus size 30-75)						F8			
Entry port, 100 mm clear diameter, can be closed by flap, in special positions in the back wall (please state location; not possible for UF/UFplus size 75)						-	F9		
4 - 20 mA current loop interface (0 to +310 °C = 4 - 20 mA)	Temperature controller, actual value					V3			
	Temperature of a Pt100 sensor positioned flexibly in chamber for external temperature monitoring (max. 1 SingleDISPLAY, max. 3 TwinDISPLAY) - price per sensor					V6			
Fan speed monitoring with switching off the heating and with alarm in case of failure (for UFplus)						V4			
Works calibration certificate for 3 temperatures: +100, +160, +220 °C						D00128			
Works calibration certificate for one (freely selectable) temperature value according to customer specification						D00109			
Door with lock and key (safety lock)						B6			
Door hinged on the left	B8								
Potential-free contact for combination error message (e.g. supply failure, sensor fault, fuse)						H6			
Potential-free contact (24 V/2 A) with socket, for signal generation, controlled by programme segment, for free-selectable functions to be activated (e.g. activation of audible and visual signals, exhaust motors, fans, stirrers, etc.). Only for units with TwinDISPLAY	2 contacts					H72			
Process-dependent programmable door lock (only for units with TwinDISPLAY)						D4			
Door-open-recognition (only for units with TwinDISPLAY)						V5			
Flexible Pt100 temperature sensor, positioned flexibly in chamber or load, for local temperature measurement (up to 1 additional sensor is possible). The measured temperature will be indicated on the display, recorded in the integral data store, and can be documented via the AtmoCONTROL software						H8			
MobileALERT, notification by SMS in case of any error or alarm of the device (requires option H6)						C3			

Options	30	55	75	110	160	260	450	750	1060
Temperature restriction; Temperatures: +60, +70, +80, +95, +100, +120, +160, +180, +200 or +250 °C (Please indicate upon ordering)	A8								
Castor frame (2-part), height 140 mm	R9								
Accessories	30	55	75	110	160	260	450	750	1060
Stainless steel grid, electropolished	E28884	E20164		E20165	E28891	E20182	B41251		
Reinforced stainless steel grid, electropolished, max. loading 60 kg; from size 450 with guide bars and fixing screws (only in connection with option K1). Please consider max. loading of chamber		-		E29767	E29766	B32190	B32550		
Perforated stainless steel shelf	B29727	B03916		B00325	B29725	B00328	-		
Reinforced stainless steel shelf, max. loading 60 kg; with guide bars and fixing screws (requires option K1). Please consider max. loading of chamber						B32191	B32549		
Stainless steel slide-in drip tray, 15 mm rim (may affect the temperature distribution, not in connection with option K1)	E02070	E02072		E02073	E29726	E02075	B32599		
Stainless steel slide-in drip tray, 15 mm rim, with guide bars and fixing screws (may affect the temperature distribution, only in connection with option K1)						B32763	-		
Stainless steel bottom drip tray, 15 mm rim (may affect the temperature distribution, not in connection with option K1)	B04356	B04358		B04359	B29722	B04362	B29769		
Stainless steel bottom drip tray, 15 mm rim (may affect the temperature distribution, only in connection with option K1)						B34055	-		
Wall bracket for wall mounting	B29755	B29756	B29757	B29758	B29759		-		
Guarantee extension by 1 year			GA1Q5				GA2Q5		
USB-Ethernet adapter					E06192				
Ethernet connection cable 5 m for computer interface					E06189				
USB User-ID stick (with User-ID licence): Oven-linked authorisation licence (User-ID-programme) on Memory-stick, prevents undesired manipulation by unauthorised third parties. When reordering please specify serial number (only for units with TwinDISPLAY)					B33170				
USB stick with documentation software AtmoCONTROL and operation manual for products with SingleDISPLAY (the standard equipment of appliances with TwinDISPLAY includes one USB stick with AtmoCONTROL). When reordering please specify serial number					B33172				
Set of height adjustable feet (4 pcs)				B29768			-		
Stacking set (4 pcs) for stacking of appliances of same size		B29744					-		
Plug-in tube extension (outer diam. 60.3 mm, inner 57 mm), straight, for exhaust air ducting (if necessary for connection by hose)					B29718				
Plug-in tube extension (outer diam. 60.3 mm, inner 57 mm), angled, for exhaust air ducting (if necessary for connection by hose)					B29719				
Flush-fit unit (stainless steel frame covering gap between oven and wall opening), with air slots	B29728	B29730	B29732	B29734	B29736	B29738	B29740	B29742	
Flush-fit unit (stainless steel frame covering gap between oven and wall opening), without air slots	B29729	B29731	B29733	B29735	B29737	B29739	B29741	B29743	
Subframe, adjustable in height (size 30 to 75: height 600 mm, size 110 to 450: height 500 mm)	B29745	B29747		B29749	B29751	B29753		-	
Subframe, on castors (size 30 to 75: height 660 mm, size 110 to 160: height 560 mm)	B29746	B29748		B29750				-	
Subframe, adjustable in height, height 130 mm, for example for units with fresh air filter	B33657	B33659		B33661	B33664			-	
Software conforming to FDA AtmoCONTROL. Meets the requirements for the use of electronically stored data sets and electronic signatures as laid down in Regulation 21 CFR Part 11 of the US Food and Drug Administration (FDA). Base licence for the control of one unit (only for units with TwinDISPLAY). Respective IQ/OQ documents available in German and English language (without surcharge)					FDAQ1				
Integration of one additional unit (up to max. 31 units) into an already existent FDA-software licence (only for units with TwinDISPLAY)					FDAQ2				
DAkkS calibration for one free-selectable temperature value according to method C (DKD-R 5-7)					E39696				
DAkkS calibration for further temperature values according to method C (DKD-R 5-7)					E39697				
IQ document with device-specific works test data, OQ/PQ check list as support for validation by customer					D00124				
IQ/OQ document with device-specific works test data for one free-selectable temperature value, incl. temperature distribution survey at Memmert for 9 measuring points (size 30), 27 measuring points (sizes 55 - 1060) to DIN 12880:2007-05. PQ check list as support for validation by customer. 305 € for further temperature values	D00125					D00127			
On-site IQ/OQ for a freely selectable temperature value, including temperature distribution survey for 9 measuring points (size 30), 27 measuring points (sizes 55-1060) to DIN 12880: 2007-05 (plus travel costs, not subject to discount, only D, A, FR)					DLQ100				
Extension of DLQ100 by an additional freely selectable temperature value (not subject to discount)					DLQ100A				
Individual on-site Performance Qualification (PQ)					DLQ200				

Accessories	30	55	75	110	160	260	450	750	1060
Maintenance UIS - carrying out and documentation according to Memmert maintenance plan (excluding travel costs, not subject to discount, GER, AT, FR only)									S00311
Maintenance contract UIS - carrying out and documentation according to Memmert maintenance plan, minimum duration 3 years (excluding travel costs, not subject to discount, GER, AT, FR only)									S00311J
Calibration of one freely selectable temperature value (excluding travel costs, not subject to discount, GER, AT, FR only)									S00205
Calibration of an additional temperature value (not subject to discount)									S00215