



Paraffin oven UNpa with TwinDISPLAY
AtmoCONTROL software

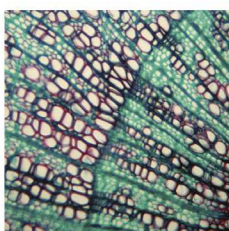
Model sizes:
30 / 55 / 75 / 110 / 160
+20 °C to +80 °C

PARAFFIN OVEN UNpa Five model sizes, five times high-precision temperature control of the embedding medium paraffin in science and research. The range of functions and thermal safety of paraffin ovens UNpa are designed specifically for absolutely reliable sample preparation in the laboratory. The benefits for the user: an optimal cost/benefit ratio for an appliance that guarantees, for many years, precise and even temperature control for embedding media without any loss in quality whatsoever.



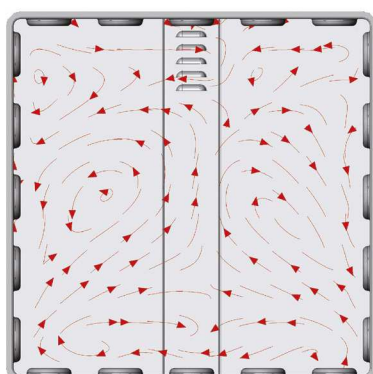
Safe warming of paraffin

Thanks to its high capillarity, liquid paraffin is an ideal embedding medium. This property, however, may lead to oily residue in tiny cavities. For this reason, the interior chamber of paraffin ovens UNpa is designed almost gas tight. There is definitely no danger of ignition of residue or damage to mechanical and electronic components.



Absolutely uniform temperature distribution

Due to the almost gas tight chamber, no outside air is exchanged. Therefore, the advantages of the uniform temperature distribution by the large surface all-round heating system applied in Memmert heating ovens come fully into play. Also without forced convection, the perfect interaction of the control system and heating unit ensures unparalleled temperature homogeneity and stability.



Air flow with
natural convection



PARAFFIN OVENS UNpa

according to DIN 12880:2007-05, EN 61010-1 (IEC 61010-1), EN 61010-2-010

Standard units are safety-approved and bear the test marks:



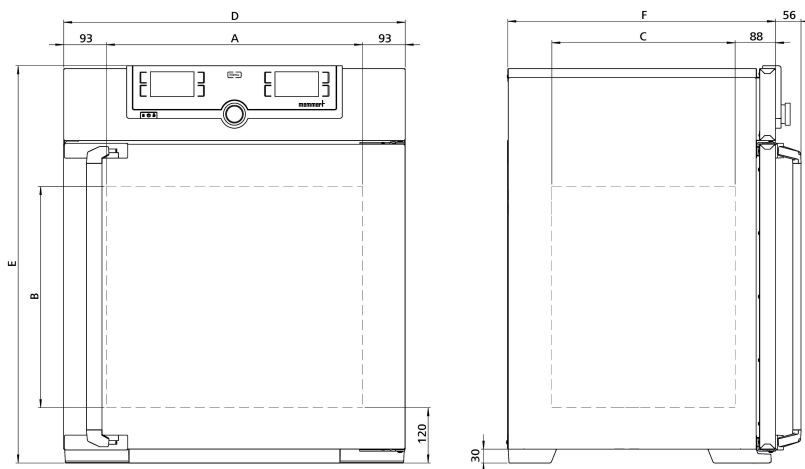
Interior: Stainless steel, material 1.4301 (ASTM 304), with all-round deep-drawn ribs to integrate the large-area heating with ceramic-metal sheath, nearly gastight

Housing: Textured stainless steel, rear zinc-plated steel, intuitively operated TwinDISPLAY (TFT colour display) with touchscreen, fully insulated stainless steel door

Connection: Mains cable with plug (German type)

Installation: 4 feet

Interfaces:



Model sizes/Description			30	55	75	110	160
Stainless steel interior	Volume	approx. l	32	53	74	108	161
	Width	(A) mm	400		560		
	Height	(B) mm	320	400	560	480	720
	Depth	(C) mm	250	330		400	
	Max. number of grids/shelves	number	3	4	6	5	8
	Max. loading per grid/shelf	kg	20				
	Max. loading of chamber	kg	60	80	120	175	210
	Max. loading per slide-in drip tray	kg	1.5		3		
Max. loading per bottom drip tray	kg	1.5		3			
Textured stainless steel exterior	Width	(D) mm	585		745		
	Height	(E) mm	704	784	944	864	1104
	Depth (without door handle, door handle +56 mm)	(F) mm	434	514		584	
Standard equipment	Stainless steel grids, electropolished	number	1		2		
	Standard works calibration certificate (measuring point chamber center)	°C	+80				
Temperature	Working temperature range	°C	at least 5 above ambient temperature to +80				
	Setting temperature range	°C	+20 to +80				
	Setting accuracy	°C	0.1				
Further data	Electrical load at 230 V, 50/60 Hz	approx. W	1600	2000	2500	2800	3200
	Electrical load at 115 V, 50/60 Hz	approx. W	1600	1700	1800		
Packing data	Net weight	approx. kg	45	55	66	75	96
	Gross weight (packed in carton)	approx. kg	61	74	85	100	122
	Width	approx. mm	660	730		830	
	Height	approx. mm	890	950	1130	1050	1300
	Depth	approx. mm	650	670		800	
Order No. Paraffin Ovens			UN30pa	UN55pa	UN75pa	UN110pa	UN160pa

Options	30	55	75	110	160
Voltage 115 V, 50/60 Hz			X2		
Full-sight glass door (4-layer insulating glass)			B0		
Entry port, 23 mm clear diameter, for introducing connections at the side, gastight, can be closed by flap and silicone stopper, standard positions - technical clarification required	left centre/centre		F0		
	left centre/top		F1		
	right centre/centre		F2		
	right centre/top		F3		
Entry port, 23 mm clear diameter, gas tight, can be closed by flap and silicone stopper, in special positions (please state location) - technical clarification required	left		F4		
	right		F5		
	rear		F6		
Entry port (silicone), 40 mm clear diameter, gas tight, can be closed by silicone stopper, in special positions at the back (please state location) - technical clarification required			F7		
4 - 20 mA current loop interface (0 to +90 °C = 4 - 20 mA)	Temperature controller, actual value		V3		
	Temperature of a Pt100 sensor positioned flexibly in chamber for external temperature monitoring (max. 3) - price per sensor		V6		
Gas inlet/outlet through 2 tubes with ball valves - technical clarification required for combination with other options			K3		
Works calibration certificate for 3 temperatures: +37, +52, +70 °C			D00126		
Works calibration certificate for one (freely selectable) temperature value according to customer specification			D00109		
Door with lock and key (safety lock)			B6		
Door hinged on the left			B8		
Potential-free contact for combination error message (e.g. supply failure, sensor fault, fuse)			H6		
Potential-free contact (24 V/2 A) with socket, for signal generation, controlled by programme segment, for free-selectable functions to be activated (e.g. activation of audible and visual signals, exhaust motors, fans, stirrers, etc.)	2 contacts		H72		
Process-dependent programmable door lock			D4		
Door-open-recognition			V5		
Flexible Pt100 temperature sensor, positioned flexibly in chamber or load, for local temperature measurement (up to 1 additional sensor is possible). The measured temperature will be indicated on the display, recorded in the integral data store, and can be documented via the AtmoCONTROL software			H8		
MobileALERT, notification by SMS in case of any error or alarm of the device (requires option H6)			C3		
Castor frame (2-part), height 140 mm			R9		

Accessories	30	55	75	110	160
Stainless steel grid, electropolished	E28884	E20164		E20165	
Perforated stainless steel shelf	B29727	B03916		B00325	
Stainless steel slide-in drip tray, 15 mm rim (may affect the temperature distribution)	E02070	E02072		E02073	
Stainless steel bottom drip tray, 15 mm rim (may affect the temperature distribution)	B04356	B04358		B04359	
Wall bracket for wall mounting	B29755	B29756	B29757	B29758	B29759
Guarantee extension by 1 year			GA1Q5		
USB-Ethernet adapter			E06192		
Ethernet connection cable 5 m for computer interface			E06189		
USB User-ID stick (with User-ID licence): Oven-linked authorisation licence (User-ID-programme) on Memory-stick, prevents undesired manipulation by unauthorised third parties. When reordering please specify serial number			B33170		
Set of height adjustable feet (4 pcs)			B29768		
Stacking set (4 pcs) for stacking of appliances of same size			B29744		-
Flush-fit unit (stainless steel frame covering gap between oven and wall opening), with air slots	B29728	B29730	B29732	B29734	B29736
Flush-fit unit (stainless steel frame covering gap between oven and wall opening), without air slots	B29729	B29731	B29733	B29735	B29737
Subframe, adjustable in height (size 30 to 75: height 600 mm, size 110 to 160: height 500 mm)	B29745		B29747		B29749
Subframe, on castors (size 30 to 75: height 660 mm, size 110 to 160: height 560 mm)	B29746		B29748		B29750
Subframe, adjustable in height, height 130 mm, for example for units with fresh air filter	B33657		B33659		B33661
FDA conforming software AtmoCONTROL (FDA edition). Meets the requirements for the use of electronically stored data sets and electronic signatures as laid down in Regulation 21 CFR Part 11 of the US Food and Drug Administration (FDA). Base licence for the control of one unit. Respective IQ/OQ documents available in German and English language (without surcharge)				FDAQ1	
Integration of additional units (up to max. 31 units) into an already existent FDA-software licence				FDAQ2	
DAkKs calibration for one free-selectable temperature value according to method C (DKD-R 5-7)				E39696	
DAkKs calibration for further temperature values according to method C (DKD-R 5-7)				E39697	
IQ document with device-specific works test data, OQ/PQ check list as support for validation by customer				D00124	
IQ/OQ document with device-specific works test data for one free-selectable temperature value, incl. temperature distribution survey at Memmert for 9 measuring points (size 30), 27 measuring points (sizes 55 - 1060) to DIN 12880:2007-05. PQ check list as support for validation by customer. 305 € for further temperature values	D00125			D00127	
On-site IQ/OQ for a freely selectable temperature value, including temperature distribution survey for 9 measuring points (size 30), 27 measuring points (sizes 55 - 160) to DIN 12880: 2007-05 (excluding travel costs, not subject to discount, GER, AT, FR only)				DLQ100	

Accessories	30	55	75	110	160
Extension of DLQ100 by an additional freely selectable temperature value (not subject to discount)					DLQ100A
Individual on-site Performance Qualification (PQ)					DLQ200
Maintenance UIS - carrying out and documentation according to Memmert maintenance plan (excluding travel costs, not subject to discount, GER, AT, FR only)					S00311
Maintenance contract UIS - carrying out and documentation according to Memmert maintenance plan, minimum duration 3 years (excluding travel costs, not subject to discount, GER, AT, FR only)					S00311J
Calibration of one freely selectable temperature value (excluding travel costs, not subject to discount, GER, AT, FR only)					S00205
Calibration of an additional temperature value (not subject to discount)					S00215