



Steriliser SN and SF with SingleDISPLAY
Steriliser SNplus and SFplus with TwinDISPLAY
Natural convection or forced air circulation
AtmoCONTROL software

Model sizes:

30 / 55 / 75 / 110 / 160 / 260 / 450 / 750
+20 °C to +250 °C

STERILISER S Medicine has the goal of protecting and saving lives. Therefore, disinfection of receptacles and instruments is not enough. The setpoint-dependent programme resume function SetpointWAIT of Memmert hot air sterilisers guarantees precise sterilisation times and the complete killing off of even the most resistant microorganisms.





Steriliser S is a medical device

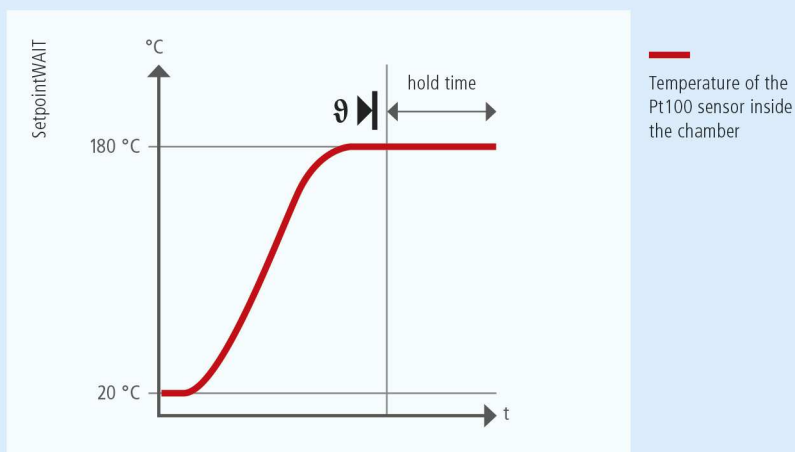
Memmert hot air sterilisers S are class IIb medical devices according to MDD 93/42/EEC until 26 May 2024 according to the transitional provisions by the (EU) 2017/745 -Article 120 (2).

The devices are intended for the sterilisation of medical devices with dry heat at atmospheric pressure. They are also fully suitable for the special case of depyrogenation by hot air.

Know-how:


SetpointWAIT function / Process validation



The SetpointWAIT function ensures that the programme is not resumed before the setpoint temperature is reached. Sterilisation starts at the set temperature, which is measured in the centre of the chamber. Precisely maintaining the sterilisation time and thus completely killing off even highly resistant microorganisms is therefore guaranteed at all times, irrespective of the sterilisation load and chamber volume. Thanks to the SetpointWAIT function, a process validation based on the guidelines of the DGKH (German Society for Hospital Hygiene) as well as on the ISO 20857:2010 standard is easily possible.



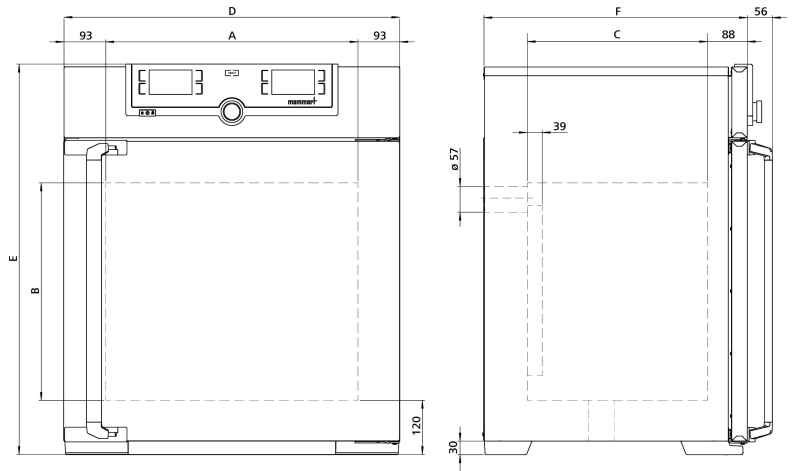
STERILISERS S

according to DIN 12880:2007-05, EN 61010-1 (IEC 61010-1), EN 61010-2-010 and EN 61010-2-40

Standard units are safety-approved and bear the test marks: 

- Interior:** Stainless steel, material 1.4301 (ASTM 304), with all-round deep-drawn ribs to integrate the large-area heating with ceramic-metal sheath
- Housing:** Textured stainless steel, rear zinc-plated steel, intuitively operated SingleDISPLAY or TwinDISPLAY (TFT colour display) with touchscreen, fully insulated stainless steel door (from size 450 two leaves)
- Fresh air:** Admixture of pre-heated fresh air by electronically adjustable air flap
- Connection:** Mains cable with plug (German type) CEE plug for 400 V
- Installation:** 4 feet; sizes 450/750 mounted on lockable castors
- Interfaces:**  

USB: only TwinDISPLAY



Model sizes/Description			30	55	75	110	160	260	450	750	
Stainless steel interior	Volume	approx. l	32	53	74	108	161	256	449	749	
	Width	(A) mm	400			560		640	1040		
	Height	(B) mm	320	400	560	480	720	800	720	1200	
	Depth (less 39 mm for fan)	(C) mm	250	330		400		500	600		
	Max. number of grids/shelves	number	3	4	6	5	8	9	8	14	
	Max. loading per grid/shelf	kg	20								30
	Max. loading of chamber	kg	60	80	120	175	210	300			
	Max. loading per slide-in drip tray	kg	1,5			3		4	8		
	Max. loading per bottom drip tray	kg	1,5			3		4	8		
Textured stainless steel exterior	Width	(D) mm	585			745		824	1224		
	Height (size 450, 750 with castors)	(E) mm	704	784	944	864	1104	1183	1247	1720	
	Depth (without door handle, depth of handle +56 mm)	(F) mm	434	514		584		684	784		
Standard equipment	Stainless steel grids, electropolished	number	1			2					
	Standard works calibration certificate (measuring point chamber center)	°C	+160								
Temperature	Working temperature range	°C	at least 5 (SN/SNplus) 10 (SF/SFplus) above ambient temperature to +250								
	Setting temperature range	°C	+20 to +250								
	Setting accuracy	°C	up to 99.9: 0.1 / from 100: 0.5								
Further data	Electrical load at 230 V, 50/60 Hz	approx. W	1600	2000	2500	2800	3200	3400	-		
	Electrical load at 115 V, 50/60 Hz	approx. W	1600	1700	1800					-	
	Electrical load at 400 V and 3 x 230 V w/o neutral, 50/60 Hz	approx. W	-						5800	7000	
Packing data	Net weight	approx. kg	46	57	66	74	96	110	161	217	
	Gross weight (packed in carton)	approx. kg	62	76	85	99	122	161	227	288	
	Width	approx. mm	660	730		830		930	1330		
	Height	approx. mm	890	950	1130	1050	1300	1380	1440	1910	
	Depth	approx. mm	650	670			800		930	1050	

Order No. Sterilisers

- S = Steriliser
- N = Natural convection
- F = Forced air circulation
- plus = Model with TwinDISPLAY

SN30	SN55	SN75	SN110	SN160	SN260	SN450	SN750
SN30plus	SN55plus	SN75plus	SN110plus	SN160plus	SN260plus	SN450plus	SN750plus
SF30	SF55	SF75	SF110	SF160	SF260	SF450	SF750
SF30plus	SF55plus	SF75plus	SF110plus	SF160plus	SF260plus	SF450plus	SF750plus

Options	30	55	75	110	160	260	450	750	
Voltage 115 V, 50/60 Hz	X2							-	
Extended overtemperature protection by additionally integrated Pt100 sensor for independent temperature monitoring for models with SingleDISPLAY	A6								
Door with lock and key (safety lock); standard with 450 and 750	B6							-	
Accessories	30	55	75	110	160	260	450	750	
Stainless steel grid, electropolished	E28884	E20164		E20165		E28891	E20182		
Reinforced stainless steel grid, electropolished, max. loading 60 kg. Please consider max. loading of chamber	-			E29767		E29766	-		
Perforated stainless steel shelf	B29727	B03916		B00325		B29725	B00328		
Stainless steel slide-in drip tray, 15 mm rim (may affect the temperature distribution)	E02070	E02072		E02073		E29726	E02075		
Stainless steel bottom drip tray, 15 mm rim (may affect the temperature distribution)	B04356	B04358		B04359		B29722	B04362		
Wall bracket for wall mounting	B29755	B29756	B29757	B29758	B29759	-			
Guarantee extension by 1 year	GA1Q5					GA2Q5			
USB-Ethernet adapter					E06192				
Ethernet connection cable 5 m for computer interface					E06189				
USB User-ID stick (with User-ID licence): Oven-linked authorisation licence (User-ID-programme) on Memory-stick, prevents undesired manipulation by unauthorised third parties. When reordering please specify serial number (only for units with TwinDISPLAY)					B33170				
USB stick with documentation software AtmoCONTROL and operation manual for products with SingleDISPLAY (the standard equipment of appliances with TwinDISPLAY includes one USB stick with AtmoCONTROL). When reordering please specify serial number					B33172				
Set of height adjustable feet (4 pcs)						B29768		-	
Stacking set (4 pcs) for stacking of appliances of same size						B29744		-	
Plug-in tube extension (outer diam. 60.3 mm, inner 57 mm), straight, for exhaust air ducting (if necessary for connection by hose)					B29718				
Plug-in tube extension (outer diam. 60.3 mm, inner 57 mm), angled, for exhaust air ducting (if necessary for connection by hose)					B29719				
Flush-fit unit (stainless steel frame covering gap between oven and wall opening), with air slots	B29728	B29730	B29732	B29734	B29736	B29738	B29740	B29742	
Flush-fit unit (stainless steel frame covering gap between oven and wall opening), without air slots	B29729	B29731	B29733	B29735	B29737	B29739	B29741	B29743	
Subframe, adjustable in height (size 30 to 75: height 600 mm, size 110 to 450: height 500 mm)	B29745	B29747		B29749		B29751	B29753	-	
Subframe, on castors (size 30 to 75: height 660 mm, size 110 to 160: height 560 mm)	B29746	B29748		B29750		-			
Subframe, adjustable in height, height 130 mm, for example for units with fresh air filter	B33657	B33659		B33661		B33664	-		
Software conforming to FDA AtmoCONTROL. Meets the requirements for the use of electronically stored data sets and electronic signatures as laid down in Regulation 21 CFR Part 11 of the US Food and Drug Administration (FDA) (only for units with TwinDISPLAY). Respective IQ/OQ documents available in German and English language (without surcharge).					FDAQ1				
Integration of one additional unit (up to max. 31 units) into an already existent FDA-software licence (only for units with TwinDISPLAY)					FDAQ2				
DAkKS calibration for one free-selectable temperature value according to method C (DKD-R 5-7)					E39696				
DAkKS calibration for further temperature values according to method C (DKD-R 5-7)					E39697				
IQ document with device-specific works test data, OQ/PQ check list as support for validation by customer					D00124				
IQ/OQ document with device-specific works test data for one free-selectable temperature value, incl. temperature distribution survey at Memmert for 9 measuring points (size 30), 27 measuring points (sizes 55 - 1060) to DIN 12880:2007-05. PQ check list as support for validation by customer. 305 € for further temperature values	D00125		D00127						
On-site IQ/OQ for a freely selectable temperature value, including temperature distribution survey for 9 measuring points (size 30), 27 measuring points (sizes 55 - 750) to DIN 12880: 2007-05 (excluding travel costs, not subject to discount, GER, AT, FR only)					DLQ100				
Extension of DLQ100 by an additional freely selectable temperature value (not subject to discount)					DLQ100A				
Individual on-site Performance Qualification (PQ)					DLQ200				
Maintenance UIS - carrying out and documentation according to Memmert maintenance plan (excluding travel costs, not subject to discount, GER, AT, FR only)					S00311				
Maintenance contract UIS - carrying out and documentation according to Memmert maintenance plan, minimum duration 3 years (excluding travel costs, not subject to discount, GER, AT, FR only)					S00311J				
Calibration of one freely selectable temperature value (excluding travel costs, not subject to discount, GER, AT, FR only)					S00205				
Calibration of an additional temperature value (not subject to discount)					S00215				