

P5 Split Beam UV/Vis Spectrophotometer

ultrassay™ P5 UV/Vis spectrophotometer is a mid-end product of P Series. Split beam design, large color screen design, external tablet based on Windows OS connected via Bluetooth. Powerful functions, rich interfaces and simple operations make it suitable for scientific research, biology, pharmacy, food, environmental protection and other applications.



Technical Specifications

Model		P5 Split Beam UV/VIS Spectrophotometer
Optical System		Split Beam
Light Source		Deuterium Lamp, Tungsten Lamp
Detector		Silicon Photodiode
Bandwidth		2nm
Wavelength	Range	190 ~1100 nm
	Accuracy	±0.5 nm
	Repeatability	≤ 0.3 nm
	Display	0.1 nm
	Gyration speed	5000 nm/min
	Scan speed	100 ~ 4000 nm/min
Photometric	Range	-4 ~ 4 A, 0 ~ 400%T, 0 ~ 9999.9C
	Accuracy	±0.002A @ 0.0 ~0.5 A, ±0.004A @ 0.5 ~ 1 A, ±0.3%T @ 0 ~ 100%T
	Repeatability	≤ 0.001 A @ 0.0 ~ 0.5 A, ≤ 0.002A @ 0.5 ~ 1 A, ≤ 0.15 %T@ 0 ~ 100%T
	Noisy	≤ 0.0003A @ 0.0 ~ 0.5 A, 500 nm, ≤ 0.0006 @ 1A, 500 nm, ≤ 0.0008 A @ 2A, 500 nm
Drift		≤ 0.0003 A/h @ 500 nm, 2 hours after preheating
Stray Light		≤ 0.05 %T @ 220, 360 nm
Baseline Flatness		± 0.001 A
Control Panel		Tablet based on Windows 10 10. 1-inch Capacitive Touch Screen, 64 GB storage, 1920×1080 display resolution, Bluetooth, Wi-Fi, HDMI, SD card, USB-A, USB-B, connectable to a mouse, keyboard, etc
Sample holder	Standard	10 mm manual 4-position cell holder
	Optional	10-50mm Manual 4- cell Holder, 10-100mm Manual 4-cell Holder, 10mm Auto 8-cell Holder, 10-100mm Auto 5-cell Holder, Micro Holder, Peltier/Sipper System, Reflectance Accessories, Solid Sample Holder, Water-jacketed 1/4-cell holder, Test Tube holder, etc
Function		Photometric, Quantitation, Multi Wavelength, Spectrum, Time scan, Kinetics, DNA/Protein, Dual component, Custom Method, File Manager, System, Performance Verification
Language		Multiple languages, switchable
Power		100 ~ 240 V AC, 50/60 Hz, 120 W
Dimension		456 (W) × 360 (D)× 185 (H) mm
Weight		11 kg

Features

Anticorrosive Holder

- Easy to use;
- Accurate;
- Anticorrosive.

Leaky Hole

- Protect the instrument.

Removable Sample Room Panel

- Easy to replace accessories.

Lamp Room Cover

- Easy to replace lamps.

External Tablet

- WIFI connectivity to printers.

Color Screen

- High resolution;
- Friendly UI;
- Bluetooth connectivity;

1. Wide sample room, suitable for 5~100 mm sample holders and other accessories;
2. Aluminum die-casting base and all-molded plastic shell make the instrument stronger and more durable;
3. The computer can be connected by USB or Bluetooth and the instrument can be controlled by software;
4. Equipped with UV Studio analysis software and built-in analysis modules. User-defined methods are supported to meet the measurement requirements of scientific research;
5. The new wavelength driving mechanism greatly improves the wavelength accuracy and repeatability, and effectively reduces the noise (patented);
6. The low-stray light 1200 l/mm holographic grating and the optimized split beam design ensures high accuracy;
7. Software design fully complies with 21CFR requirements stipulated in Pharmacopoeia. By GLP/GMP function, you can track and manage instrument performance and data;
8. External tablet computer (64GB SSD memory, 10-inch IPS color LCD touch screen, capacitive 10-point touch) provides excellent display effect, simple operation and good scalability;
9. By a wide variety of interfaces, you can connect keyboards, mouses, projectors and printers to input and output data and access a network for remote control and data sharing.

Functions

Photometry

- One button A/T conversion
- Input coefficient K

Custom Method

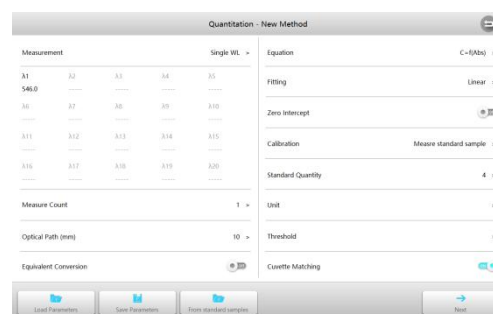
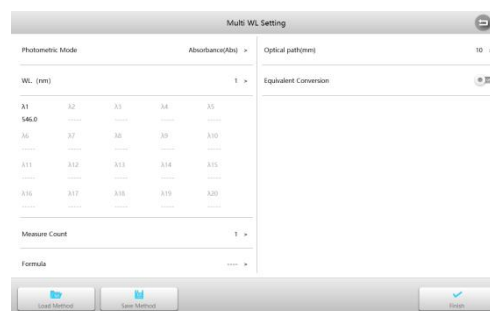
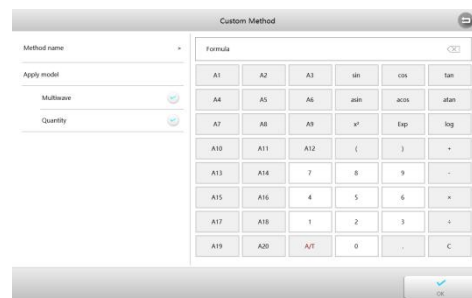
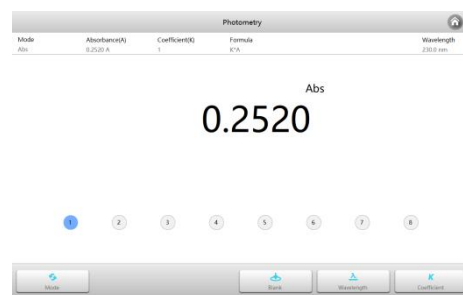
- Edit formulas as needed;
- Formulas can be used for multiple modules;
- Formulas can be added, modified and saved as necessary.

Multi Wavelength

- Measure up to 20 wavelengths at a time;
- Customize formulas for data calculation;
- User-selectable one-point measurement times (1-50)
- Parameters can be saved and loaded;
- Results can be recorded, renamed, deleted, saved, printed and exported.

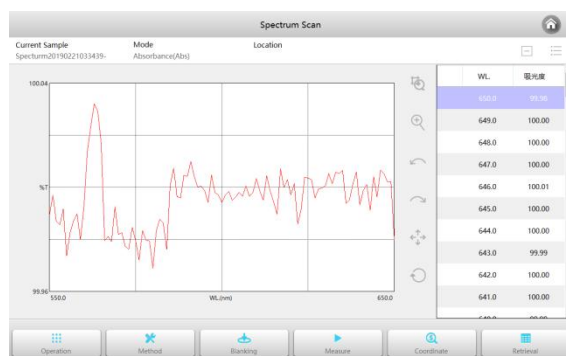
Quantitation

- Single wavelength, dual wavelength (difference, ratio), three wavelength and custom methods;
- 3 ways to establish a standard curve (input coefficients, measure 2~20 standard samples or input absorbance and concentration values of standard samples)
- 4 fitting methods (linear through zero, linear, quadratic, cubic)
- Parameters can be saved and loaded;
- Standard samples can be saved and loaded;
- Built-in common concentration units and user-defined units;
- Diagram of measure values are displayed and results are determined automatically;
- Results can be recorded, named, deleted, saved, printed and exported;
- Customize report layouts.



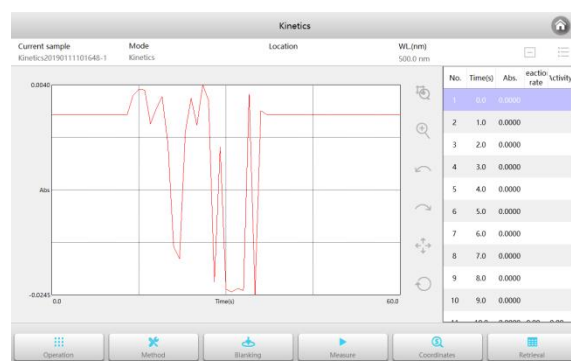
Spectrum

- User-selectable scanning speed (low, medium, high);
- User-selectable scanning interval (0.1, 0.2, 0.5, 1, 2, 5nm);
- A/T display mode switchable;
- Automatic peak search;
- Point by point (peak) view, mark and select;
- Rich map processing functions; (arithmetic operation, derivation, area and 3D map);
- Adaptive coordinates and a variety of ways to modify coordinates;
- Curves and data can be deleted, saved, printed and exported;
- Curves and results can be saved and printed automatically;



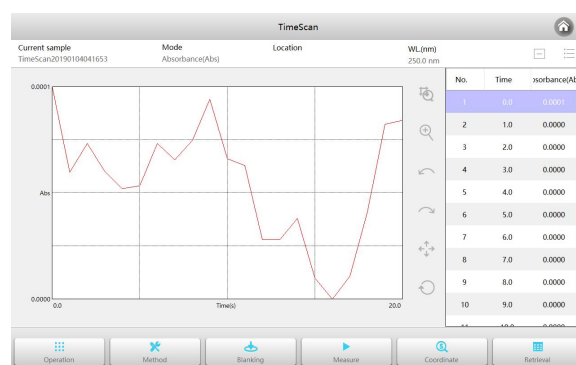
Kinetics

- Unlimited scanning time;
- Delay time and interval can be customized;
- Automatically calculate kinetic rates;
- Point by point (peak) view, mark and select;
- Adaptive coordinates and a variety of ways to modify coordinates;
- Curves and data can be deleted, saved, printed and exported;
- Curves and results can be saved and printed automatically;



Time scan

- Unlimited scanning time
- Scan Interval can be customized;
- Point by point (peak) view, mark and select;
- Curves and data can be deleted, saved, printed and exported;
- Curves and results can be saved and printed automatically;



Packing List

Part No.	SN	Description	Qty
P5	1	Instrument	1set
	2	User's manual	1pc
	3	Cuvette quartz, 10mm	2pcs
	4	Cuvette glass,10mm	4pcs
	5	Power cable (national standard)	1pc
	6	Dust cover	1pc