

NEUATION



CONSISTENT
PERFORMANCE
THAT LASTS

iFuge C4000 NXT

(Clinical Centrifuge)

iFuge C4000 NXT

(Clinical Centrifuge)

Usually, what starts with a bang tends to end with a fizzle, and that's how most clinical centrifuges are. Armed with tall claims of powerful performance and a long list of features that are nothing but gimmicks designed to attract customers, these centrifuges are neither reliable nor durable. In a quest to boost profits and increase margins, most manufacturers settle for low-quality components and materials for these devices. In the end, it's the user who has to suffer the most as they watch their investment go to waste. Also, these devices suffer from a lack of good design which makes them bulky and space-consuming.

But the iFuge C4000 NXT is remarkably different. Shaped by extensive R&D into users' requirements and feedback, iFuge C4000 NXT provides you with the latest cutting-edge technology for the PRP protocol

With multiple rotor options, iFuge C4000 NXT can accommodate a wide-range of sample sizes which makes it extremely versatile. Considering the shortage of space in laboratories, the device is also designed with a compact footprint to occupy less space relative to its functionality. Class-leading features and safety like Motorized latch, favorite mode, microprocessor controlled BLDC motor gives the user unprecedented convenience and ease-of-use.




Product Features



Unique 6 Tube Rotor Design
6 - Allows Use Of 10ML Tubes
Swing In A Smaller Compact Unit



Maintenance Free,
Long Life BLDC Motor



Microprocessor Controlled
For Efficient Performance
Even Under High Loads.



Lid Lock Safety Feature -
Lid Opens Automatically
On Run Completion

Motorized latch with more
strength and reliability



Timer Setting From
1 To 999 Mins & infinite



Digital Display With
Speed & Time Setting



Variable Speed Selection
From 500 To 4000 RPM
(In Steps Of 10 RPM)




Product Features



Imbalance Detection
Feature With Auto- Cut
Off Safety



Favorite Mode: Allows
User To Set Upto 99 User
Defined Programs



Low Loading Height
For Ease Of Operation.



Enlarged interior space for
better cooling of the chamber

One Touch RPM / RCF
Conversion & Short Spin
Operation Option On Keypad



Smart Airflow Design Ensures
Chamber Temperature
Rise Is Under Control



Safe Low
Voltage Device



Centrally placed latch lock
for effortless closure



Rotor Options


Swing out rotor
6 x 10 ml | 2270 x g



Fixed angle
8 x 15ml | 1950 x g



Fixed angle
16 x 10ml | 2180 x g



Specifications

| Specifications | iFuge C4000 NXT |
|-----------------------|--|
| Dimension (W x D x H) | 381 x 480 x 185 (mm) |
| Weight of Equipment | 8.2 kg (without rotor) |
| Permissible Temp. | 5-40°C |
| Humidity | <80% |
| Altitude | Use upto an altitude of 2000 m above MSL |
| Pollution Degree | 2 |
| Environment | For indoor use only |
| Noise Level | ≤65 dB |
| Power Adaptor Details | Input: 100-240 VAC, 50/60 Hz Output: 24V 5A |
| Power Consumption | 90 W |

| Rotor Specification | 6 Tubes Rotor | | 8 Tubes Rotor | 16 Tubes Rotor |
|---------------------|---------------------------------|----------------------------------|-----------------------------|------------------------------|
| Rotor | 6 x 10ml Swing Rotor | | 8 x 15ml Fix angle Rotor | 16 x 10ml Fix angle Rotor |
| Maximum Capacity | 6 x 2ml, 6 x 3ml, 6 x 4ml | 6 x 10ml, 6 x 9ml, 6 x 6ml | 8 x 15ml Conical tube | 16 x 10ml Gel tube |
| Nominal RCF | 1840 g | 2270 g | 1950 g | 2180 g |
| Acceleration Time | 45 second | | 45 second | 45 second |
| Deceleration Time | 40 second | | 70 second | 70 second |
| Power | 90 W | | 24 W | 35 W |
| Current Consumption | 3.7 A | | 1.01 A | 1.45 A |

Ordering Information

| iFuge C4000 NXT | | |
|--|-----------------------|--|
| Product Name | Cat # | Details |
| iFuge C4000 NXT | C4000NXT-EU/UK/US/AUs | Clinical Centrifuge 4000 RPM |
| Accessories | | |
| Part Name | Cat # | Details |
| 6 Slot Rotor | C01-RS06 | 6 x 10 ml Swing Out Rotor 2270 x g |
| 8 Slot Rotor | C01-RA08 | 8 x 15 ml Fixed Angle Rotor 1950 x g |
| 16 Slot Rotor | C01-RA16 | 16 x 10 ml Fixed Angle Rotor 2180 x g |
| Swing rotor tube holder (10 ml) Adaptors | C01-SH10 | Tube holder for 10ml Tube for Swing rotor (1 unit) x Quantity |
| Sleeve for 6 ml tube | C01-SL6 | Sleeve for using 6 ml tube in SH10 (1 unit) x Quantity |
| Swing rotor tube holder (3/4 ml) Adaptors for 3 / 4 ml | C01-SH3 | Tube holder for 3/4ml Tube for Swing rotor (1 unit) x Quantity |
| Power Adaptor | CL01-PA-EU/UK/US/AU | Power Adaptor with specific pin type |
| Power Cable | C-EU/UK/US/AU | Only Power cable with specific Pin type |
| Allen Key | C01-C | Allen key For Rotor fitment |

NEUATION

www.neuation.com

AN ISO 9001 : 2015 & ISO 13485 : 2016 CERTIFIED MFG. COMPANY

*We also execute OEM projects. Specifications can be changed without notice for quality improvement.