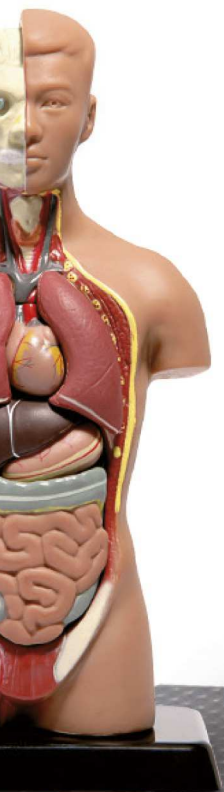




Incubator INm and IFm with SingleDISPLAY
 Incubator INmplus and IFmplus
 with TwinDISPLAY
 Natural convection or forced air circulation
 AtmoCONTROL software

Model sizes:
 30 / 55 / 75 / 110 / 160 / 260 / 450 / 750
 +20 °C to +80 °C



INCUBATOR Im The heating and control system of the incubator Im has been specially designed for low temperatures in the range from +30 °C to +80 °C. Your load is heated particularly gently and without temperature overshoots. You can sterilise the interior of the INmplus and IFmplus models, including all installations, in a 4-hour programme at +160 °C to guarantee optimum hygiene.



Incubator Im is a medical device

Memmert incubators Im are class I medical devices according to EU Directive 93/42/EEC.

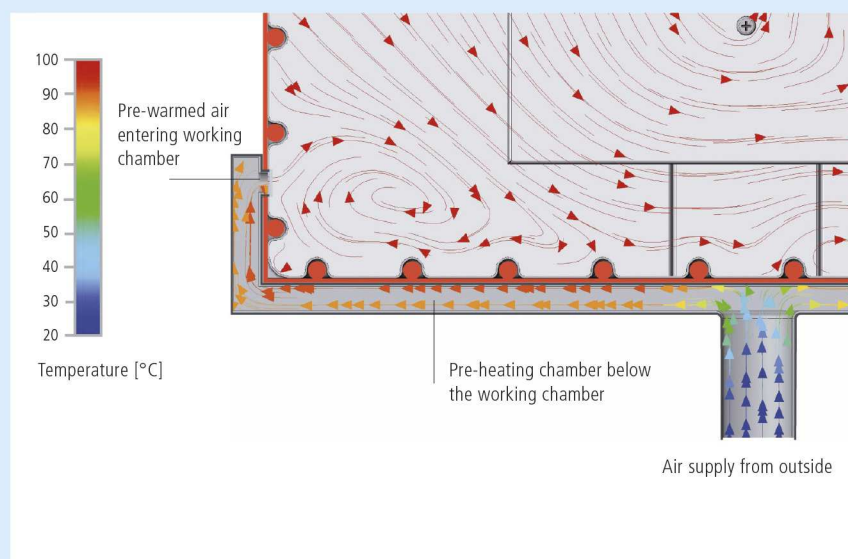
According to the intended use, the incubators INmplus and IFmplus can be used for tempering rinsing and infusion solutions as well as contrast agents.



Know-how:




Fresh air is preheated

Temperature deviations caused by fresh air can influence sample characteristics or prolong drying. In Memmert incubators, the fresh air is therefore fed through a pre-heating chamber and introduced into the working chamber.



INCUBATORS Im

according to DIN 12880:2007-05, EN 61010-1 (IEC 61010-1), EN 61010-2-010

Standard units are safety-approved and bear the test marks:   

Interior: Stainless steel, material 1.4301 (ASTM 304) with all-round deep-drawn ribs to integrate the large-area heating with ceramic-metal sheath

Housing: Textured stainless steel, rear zinc-plated steel, intuitively operated SingleDISPLAY or TwinDISPLAY (TFT colour display) with touchscreen; inner glass door, outside fully insulated stainless steel door (from size 450 two leaves)

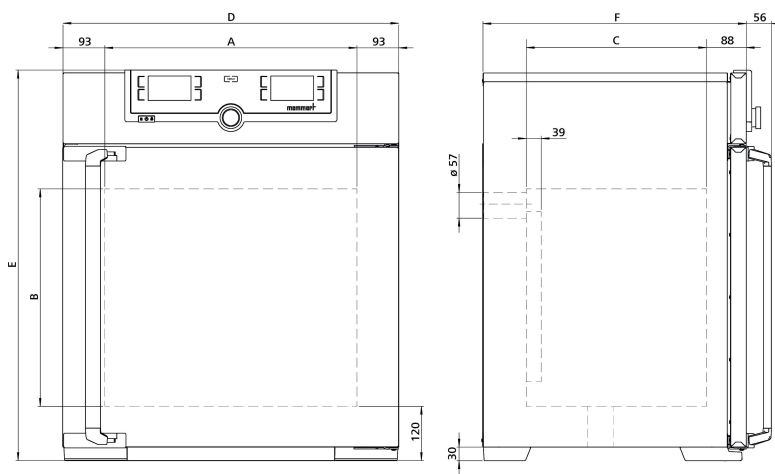
Fresh air: Admixture of pre-heated fresh air by electronically adjustable airflap

Connection: Mains cable with plug (German type)

Installation: 4 feet; sizes 450/750 mounted on lockable castors

Interfaces:  

USB: only TwinDISPLAY



Model sizes/Description			30	55	75	110	160	260	450	750	
Stainless steel interior	Volume	approx. l	32	53	74	108	161	256	449	749	
	Width	(A) mm	400		560		640		1040		
	Height	(B) mm	320	400	560	480	720	800	720	1200	
	Depth (less 39 mm for fan)	(C) mm	250	330		400		500		600	
	Max. number of grids/shelves	number	3	4	6	5	8	9	8	14	
	Max. loading per grid/shelf	kg	20						30		
	Max. loading of chamber	kg	60	80	120	175	210	300			
	Max. loading per slide-in drip tray	kg	1,5			3		4		8	
Max. loading per bottom drip tray	kg	1,5			3		4		8		
Textured stainless steel exterior	Width	(D) mm	585		745		824		1224		
	Height (size 450, 750 with castors)	(E) mm	704	784	944	864	1104	1183	1247	1720	
	Depth (without door handle, depth of handle +56 mm)	(F) mm	434	514		584		684		784	
Standard equipment	Stainless steel grids, electropolished	number	1			2					
	Standard works calibration certificate (measuring point chamber center)	°C	+37								
Temperature	Working temperature range	°C	at least 5 (INm/INmplus) 10 (IFm/IFmplus) above ambient temperature up to +80								
	Setting temperature range	°C	+20 to +80								
	Setting accuracy	°C	0.1								
Further data	Electrical load at 230 V, 50/60 Hz	approx. W	1600	1000	1250	1400	1600	1700	1800	2000	
	Electrical load at 115 V, 50/60 Hz	approx. W	800	900				1500		1800	
Packing data	Net weight	approx. kg	48	57	66	76	96	110	161	217	
	Gross weight (packed in carton)	approx. kg	64	76	85	101	122	161	227	288	
	Width	approx. mm	660	730		830		930		1330	
	Height	approx. mm	890	950	1130	1050	1300	1380	1440	1910	
	Depth	approx. mm	650	670		800		930		1050	
Order No. Incubators			IN30m	IN55m	IN75m	IN110m	IN160m	IN260m	IN450m	IN750m	
I = Incubator			IN30mplus	IN55mplus	IN75mplus	IN110mplus	IN160mplus	IN260mplus	IN450mplus	IN750mplus	
N = Natural convection			IF30m	IF55m	IF75m	IF110m	IF160m	IF260m	IF450m	IF750m	
F = Forced convection											
m = Medical device			IF30mplus	IF55mplus	IF75mplus	IF110mplus	IF160mplus	IF260mplus	IF450mplus	IF750mplus	
plus = Model with TwinDISPLAY											

Options	30	55	75	110	160	260	450	750
Voltage 115 V, 50/60 Hz	X2							
Extended overtemperature protection by additionally integrated Pt100 sensor for independent temperature monitoring for models with SingleDISPLAY	A6							
Temperature restriction; Temperatures: +50, +55, +60, +65, +70 or +75 °C (Please indicate upon ordering)	A8							
Accessories	30	55	75	110	160	260	450	750
Stainless steel grid, electropolished	E28884	E20164		E20165		E28891	E20182	
Reinforced stainless steel grid, electropolished, max. loading 60 kg. Please consider max. loading of chamber	-			E29767		E29766	-	
Perforated stainless steel shelf	B29727	B03916		B00325		B29725	B00328	
Stainless steel slide-in drip tray, 15 mm rim (may affect the temperature distribution)	E02070	E02072		E02073		E29726	E02075	
Stainless steel bottom drip tray, 15 mm rim (may affect the temperature distribution)	B04356	B04358		B04359		B29722	B04362	
Wall bracket for wall mounting	B29755	B29756	B29757	B29758	B29759	-		
Guarantee extension by 1 year	GA1Q5					GA2Q5		
USB-Ethernet adapter	E06192							
Ethernet connection cable 5 m for computer interface	E06189							
USB User-ID stick (with User-ID licence): Oven-linked authorisation licence (User-ID-programme) on Memory-stick, prevents undesired manipulation by unauthorised third parties. When reordering please specify serial number (only for units with TwinDISPLAY)	B33170							
USB stick with documentation software AtmoCONTROL and operation manual for products with SingleDISPLAY (the standard equipment of appliances with TwinDISPLAY includes one USB stick with AtmoCONTROL). When reordering please specify serial number	B33172							
Set of height adjustable feet (4 pcs)	B29768						-	
Stacking set (4 pcs) for stacking of appliances of same size	B29744				-			
Plug-in tube extension (outer diam. 60.3 mm, inner 57 mm), straight, for exhaust air ducting (if necessary for connection by hose)	B29718							
Plug-in tube extension (outer diam. 60.3 mm, inner 57 mm), angled, for exhaust air ducting (if necessary for connection by hose)	B29719							
Flush-fit unit (stainless steel frame covering gap between oven and wall opening), with air slots	B29728	B29730	B29732	B29734	B29736	B29738	B29740	B29742
Flush-fit unit (stainless steel frame covering gap between oven and wall opening), without air slots	B29729	B29731	B29733	B29735	B29737	B29739	B29741	B29743
Subframe, adjustable in height (size 30 to 75: height 600 mm, size 110 to 450: height 500 mm)	B29745	B29747		B29749		B29751	B29753	-
Subframe, on castors (size 30 to 75: height 660 mm, size 110 to 160: height 560 mm)	B29746	B29748		B29750		-		
Subframe, adjustable in height, height 130 mm, for example for units with fresh air filter	B33657	B33659		B33661		B33664	-	
Software conforming to FDA AtmoCONTROL. Meets the requirements for the use of electronically stored data sets and electronic signatures as laid down in Regulation 21 CFR Part 11 of the US Food and Drug Administration (FDA) (only for units with TwinDISPLAY). Respective IQ/OQ documents available in German and English language (without surcharge).	FDAQ1							
Integration of one additional unit (up to max. 31 units) into an already existent FDA-software licence (only for units with TwinDISPLAY)	FDAQ2							
DAkkS calibration for one free-selectable temperature value according to method C (DKD-R 5-7)	E39696							
DAkkS calibration for further temperature values according to method C (DKD-R 5-7)	E39697							
IQ document with device-specific works test data, OQ/PQ check list as support for validation by customer	D00124							
IQ/OQ document with device-specific works test data for one free-selectable temperature value, incl. temperature distribution survey at Memmert for 9 measuring points (size 30), 27 measuring points (sizes 55 - 1060) to DIN 12880:2007-05. PQ check list as support for validation by customer. 305 € for further temperature values	D00125		D00127					
On-site IQ/OQ for a freely selectable temperature value, including temperature distribution survey for 9 measuring points (size 30), 27 measuring points (sizes 55 - 750) to DIN 12880: 2007-05 (excluding travel costs, not subject to discount, GER, AT, FR only)	DLQ100							
Extension of DLQ100 by an additional freely selectable temperature value (not subject to discount)	DLQ100A							
Individual on-site Performance Qualification (PQ)	DLQ200							
Maintenance UIS - carrying out and documentation according to Memmert maintenance plan (excluding travel costs, not subject to discount, GER, AT, FR only)	S00311							
Maintenance contract UIS - carrying out and documentation according to Memmert maintenance plan, minimum duration 3 years (excluding travel costs, not subject to discount, GER, AT, FR only)	S00311J							
Calibration of one freely selectable temperature value (excluding travel costs, not subject to discount, GER, AT, FR only)	S00205							
Calibration of an additional temperature value (not subject to discount)	S00215							



Steriliser SN and SF with SingleDISPLAY
Steriliser SNplus and SFplus with TwinDISPLAY
Natural convection or forced air circulation
AtmoCONTROL software

Model sizes:

30 / 55 / 75 / 110 / 160 / 260 / 450 / 750
+20 °C to +250 °C

STERILISER S Medicine has the goal of protecting and saving lives. Therefore, disinfection of receptacles and instruments is not enough. The setpoint-dependent programme resume function SetpointWAIT of Memmert hot air sterilisers guarantees precise sterilisation times and the complete killing off of even the most resistant microorganisms.

