







Angle Rotor, GRV-m0.5/2.0-124

- Capacity : 48 x 1.5 / 2.0 mL + 76 x 0.5 mL
- Max. RPM : 2,000
- Hole angle from axis during rotation : $\angle 30^\circ$
- Hole dimension ($\Phi \times L$,mm) : 11.1 x 2
- Hole bottom type : Open
- Max. height for tube fit (mm) : 60




Tube				
Tube capacity (mL)	0.2	0.5	1.5/2.0	2.0 mL screw cap
Tube Dimension ($\Phi \times L$, mm)	6 x 8	8 x 30	11 x 38	10.1 x 46
Adapter			None	None
Cat No.	GAS-m0.2(2)	GAS-m0.5(2)	-	-
Adaptor hole dimension ($\Phi \times L$,mm)	6.5 x 23	8 x 31	-	-
Adaptor hole bottom type	Open	Open	-	-

Angle Rotor, GRV-c50-6

- Capacity : 6 x 50 mL conical
- Max. RPM : 2,000
- Hole angle from axis during rotation : $\angle 40^\circ$
- Hole dimension (W x D x L,mm) : 30 x 49.5 x 2.5
- Hole bottom type : Open
- Max. height for tube fit (mm) : 125
- Min. height for tube fit (mm) : 91



Tube/Plate type	
Tube capacity (mL)	50 mL conical
Tube dimension ($\Phi \times L$,mm)	29.5 x 118