









Fixed Angle Rotor, GRF-L-50-8


8 x 50 ml
 $\angle 30^\circ$
 Hole diameter (mm) : 29.5
 Max. height for tube fit (mm) : 120

Tube				
Tube capacity (ml)	10	15	15 ml conical	50
Adaptor				None
Cat. No.	GAS-15(50)		GAS-c15(50)	-
Adaptor bore ($\Phi \times L$, mm)	17 x 94		17 x 105	-
Radius (mm)	92.5	93.5	96	103
Max.RPM	15,000			
Max.RCF (g-force)	23,268	23,520	24,149	25,910



Fixed Angle Rotor, GRF-L-50-6




6 x 50 ml
 $\angle 30^\circ$
 Hole diameter (mm) : 29.5
 Max. height for tube fit (mm) : 120

Tube	
Tube capacity (ml)	50
Adaptor	None
Cat. No.	-
Adaptor bore ($\Phi \times L$, mm)	-
Radius (mm)	100
Max.RPM	17,000
Max.RCF (g-force)	32,310



Fixed Angle Rotor, GRF-L-c50-6

6 x 50 ml conical
 $\angle 25^\circ$
 Hole diameter (mm) : 29.5
 Max. height for tube fit (mm) : 125

Tube		
Tube capacity (ml)	15 ml conical	50 ml conical
Adaptor		None
Cat. No.	GAS-c15(c50)	-
Adaptor bore ($\Phi \times L$, mm)	17 x 105	-
Radius (mm)	93.6	98.4
Max.RPM	15,000	
Max.RCF (g-force)	23,545	24,753