



2236R



Fixed Angle Rotor, GRF-L-15-12


12 x 15 ml
 \angle 30°
 Hole diameter (mm) : 17
 Max. height for tube fit (mm) : 125

Tube		
Tube capacity (ml)	10	15
Radius (mm)	100	
Max.RPM	20,000	
Max.RCF (g-force)	44,720	



Fixed Angle Rotor, GRF-L-c15-12






12 x 15 ml conical
 \angle 25°
 Hole diameter (mm) : 17
 Max. height for tube fit (mm) : 125

Tube	
Tube capacity(ml)	15 ml conical
Radius(mm)	103
Max.RPM	20,000
Max.RCF(g-force)	46.062



Fixed Angle Rotor, GRF-L-m2.0-30



30 x 1.5/2.0 ml
 \angle 45°
 Hole diameter (mm) : 11.1
 Max. height for tube fit (mm) : 52

Tube			
Tube capacity (ml)	0.2	0.5	1.5/2.0
Adaptor			None
Cat No.	GAS-m0.2(2)	GAS-m0.5(2)	-
Adaptor bore (Φ xL, mm)	6.5 x 23	8 x 31	-
Radius (mm)	79	86	96.4
Max.RPM	22,000		
Max.RCF (g-force)	42,748	46,536	52,163



Fixed Angle Rotor, GRF-L-s0.2-64

8 x 8-tube PCR strips, 64 x 0.2 ml
 \angle 45°
 Hole diameter (mm) : 6.5
 Max. height for tube fit (mm) : 16

Tube		
Tube capacity (ml)	0.2	8-tube PCR strip
Radius (mm)	1st : 58.6 / 2nd : 67.1	
Max.RPM	12,000	
Max.RCF (g-force)	1st : 9,434 / 2nd : 10,803	