








Fixed Angle Rotor, GRF-G-50-8

- Capacity : 8 x 50 mL | Max. RPM / RCF (1580R) : 15,000 / 25,910
- Max. RPM / RCF (1248 / 1248R / 1580) : 12,000 / 16,582
- Hole angle from axis during rotation : $\angle 30^\circ$
- Hole dimension ($\varnothing \times L$, mm) : 29.5 x 93.2
- Hole bottom type : Round | Max. height for tube fit (mm) : 120
- Supplied with a lid and O-ring inserted














Tube				
Tube capacity (mL)	15	15 mL conical	30	50
Tube Dimension ($\Phi \times L$, mm)	16 x 120	17 x 120	25.7 x 101.4	29 x 108
Adapter				None
Cat No.	GAS-15(50)	GAS-c15(50)	GAS-30(50)	-
Adaptor hole dimension ($\Phi \times L$, mm)	17 x 94	17 x 105	26 x 83.8	-
Adaptor hole bottom type	Round	Conical	Round	-
Max. radius (mm)	93.5	96	96.4	103
Max. RPM (1580R)	15,000	15,000	15,000	15,000
Max. RCF (g-force)	23,520	24,149	24,249	25,910
Max. RPM (1248 / 1248R / 1580)	12,000	12,000	12,000	12,000
Max. RCF (g-force)	15,053	15,455	15,520	16,582

Fixed Angle Rotor, GRF-G-c50-8

- Capacity : 8 x 50 mL Conical | Max. RPM / RCF (1580R) : 13,000 / 20,784
- Max. RPM / RCF (1248 / 1248R / 1580) : 10,000 / 12,298
- Hole angle from axis during rotation : $\angle 25^\circ$
- Hole dimension ($\varnothing \times L$, mm) : 29.8 x 108.6
- Hole bottom type : Conical | Max. height for tube fit (mm) : 130
- Supplied with a lid and O-ring inserted



Tube						
Tube capacity (mL)	15 mL conical	25 mL conical	25 mL conical	30	50	50 mL conical
Tube Dimension ($\Phi \times L$, mm)	17 x 120	28.8 x 83	28.8 x 78.5	25.7 x 101.4	29 x 108	29.5 x 118
Adapter						None
Cat No.	GAS-c15(c50)	GAS-c25(c50)	GAS-c25(c50)	GAS-30(c50)	GAS-50(c50)	-
Adaptor hole dimension ($\Phi \times L$, mm)	17 x 105	27.1 x 14.1	27.1 x 14.1	26 x 83.8	27.9 x 11	-
Adaptor hole bottom type	Conical	Conical	Conical	Round	Round	-
Max. radius (mm)	105.2	94.1	94.1	106.4	107.3	110
Max. RPM (1580R)	13,000	13,000	13,000	13,000	13,000	13,000
Max. RCF (g-force)	19,877	17,779	17,779	20,103	20,273	20,784
Max. RPM (1248 / 1248R / 1580)	10,000	10,000	10,000	10,000	10,000	10,000
Max. RCF (g-force)	11,761	10,520	10,520	11,896	11,996	12,298