







## Fixed Angle Rotor, GREB-M-m2.0-30

Bio-Safe

Manufacturer Validated

- Capacity : 30 x 1.5/2.0 mL
- Max. RPM / RCF : 15,000 / 24,249
- Hole angle from axis during rotation :  $\angle 45^\circ$
- Hole dimension ( $\varnothing \times L, \text{mm}$ ) : 11.1 x 39
- Hole bottom type : Round
- Max. height for tube fit (mm) : 52
- Supplied with a lid and two V-rings inserted



				
Tube				
Tube capacity (mL)	0.2	0.5	1.5/2.0	2.0 mL screw cap
Tube Dimension ( $\varnothing \times L, \text{mm}$ )	6 x 8	8 x 30	11 x 38	10.1 x 46
Adapter			None	None
Cat No.	GAS-m0.2(2)	GAS-m0.5(2)	-	-
Adaptor hole dimension ( $\varnothing \times L, \text{mm}$ )	6.5 x 23	8 x 31	-	-
Adaptor hole bottom type	Open	Open	-	-
Max. radius (mm)*	79	86	96.4	96.4
Max. RCF (g-force)*	19,872	21,633	24,249	24,249







## Fixed Angle Rotor, GREB-M-m2.0-24

Bio-Safe

Porton Down Certified

- Capacity : 24 x 1.5/2.0 mL
- Max. RPM / RCF : 17,000 / 27,237
- Hole angle from axis during rotation :  $\angle 45^\circ$
- Hole dimension ( $\varnothing \times L, \text{mm}$ ) : 11.1 x 39
- Hole bottom type : Round
- Max. height for tube fit (mm) : 52
- Supplied with a lid and two V-rings inserted



				
Tube				
Tube capacity (mL)	0.2	0.5	1.5/2.0	2.0 mL screw cap
Tube Dimension ( $\varnothing \times L, \text{mm}$ )	6 x 8	8 x 30	11 x 38	10.1 x 46
Adapter			None	None
Cat No.	GAS-m0.2(2)	GAS-m0.5(2)	-	-
Adaptor hole dimension ( $\varnothing \times L, \text{mm}$ )	6.5 x 23	8 x 31	-	-
Adaptor hole bottom type	Open	Open	-	-
Max. radius (mm)*	67	73	84.3	84.3
Max. RCF (g-force)*	21,648	23,910	27,237	27,237