







Fixed Angle Rotor, GREB-M-m2.0-24

Bio-Safe

Porton Down Certified

- Capacity : 24 x 1.5/2.0 mL
- Max. RPM / RCF : 18,000 / 30,536
- Hole angle from axis during rotation : $\angle 45^\circ$
- Hole dimension ($\varnothing \times L$, mm) : 11.1 x 39
- Hole bottom type : Round
- Max. height for tube fit (mm) : 52
- Supplied with a lid and two V-rings inserted





Tube				
Tube capacity (mL)	0.2	0.5	1.5/2.0	2.0 mL screw cap
Tube Dimension ($\varnothing \times L$, mm)	6 x 8	8 x 30	11 x 38	10.1 x 46
Adapter			None	None
Cat No.	GAS-m0.2(2)	GAS-m0.5(2)	-	-
Adaptor hole dimension ($\varnothing \times L$, mm)	6.5 x 23	8 x 31	-	-
Adaptor hole bottom type	Open	Open	-	-
Max. radius (mm)*	67	73	84.3	84.3
Max. RCF (g-force)*	24,270	26,443	30,536	30,536

Fixed Angle Rotor, GRE-M-s0.2-64

- Capacity : 8 x 8-Tube PCR strips, 64 x 0.2 mL
- Max. RPM / RCF : 12,500 / 11,722
- Hole angle from axis during rotation : $\angle 45^\circ$
- Hole dimension ($\varnothing \times L$, mm) : 6.5 x 16
- Hole bottom type : Round
- Max. height for tube fit (mm) : 25
- Supplied with a lid and two V-rings inserted



Tube		
Tube capacity (mL)	0.2	8-Strip tube
Tube dimension ($\varnothing \times L$, mm)	6 x 8	6 x 8
Max. radius (mm)	Inner 58.6 Outer 67.1	Inner 58.6 Outer 67.1
Max. RCF (g-force)	Inner 10,237 Outer 11,722	Inner 10,237 Outer 11,722