







Fixed Angle Rotor, GRF-SR-m2.0-24

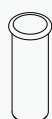
- Capacity : 24 x 1.5/2.0 mL | Max. RPM / RCF : 6,000 / 3,393
- Hole angle from axis during rotation : $\angle 45^\circ$ | Hole dimension ($\varnothing \times L$, mm) : 11.1 x 39
- Hole bottom type : Round | Max. height for tube fit (mm) : 52
- Supplied with a lid and O-ring inserted



Tube				
Tube capacity (mL)	0.2	0.5	1.5/2.0	2.0 mL screw cap
Tube Dimension ($\Phi \times L$, mm)	6 x 8	8 x 30	11 x 38	10.1 x 46
Adapter			None	None
Cat No.	GAS-m0.2(2)	GAS-m0.5(2)	-	-
Adaptor hole dimension ($\Phi \times L$, mm)	6.5 x 23	8 x 31	-	-
Adaptor hole bottom type	Open	Open	-	-
Max. radius (mm)	67	73	84.3	84.3
Max. RCF (g-force)	2,697	2,938	3,393	3,393

















Angle Rotor, GRA-SR-50-10

- Capacity : 10 x 50 mL or 50 mL Conical | Max. RPM / RCF : 4,000 / 2,508
- Hole angle rotation : $\angle 45^\circ$ | Hole dimension ($\varnothing \times L$, mm) : 32.2 x 13.5
- Supplied with 10 sleeves, No ID ring



50 mL Sleeve
GLB-50s-50A

Max. RPM / RCF : 4,000 / 2,549
 Hole dimension ($\varnothing \times L$, mm) : 30 x 99
 Max. height for tube fit (mm) : 130
 Hole bottom type : Flat bottom with rubber pad
 Supplied with 3.5 mm thick NBR pad

Tube									
Tube capacity (mL)	14 mL	15	15 mL conical	25 mL conical	25 mL conical	30	50	50 mL conical	50 mL conical (Skirt)
Tube Dimension ($\Phi \times L$, mm)	15.7 x 96	16 x 120	17 x 120	28.8 x 83	28.8 x 78.5	25.7 x 101.4	29 x 108	29.5 x 118	29.5 x 118
Adapter							None		None
Cat. No.	GAS-u14(f50)	GAS-u15(f50)	GAS-u15(f50)	GAS-c25(f50)	GAS-c25(f50)	GAS-30(f50)	-	GAS-c50(f50)	-
Rack hole dimension ($\Phi \times L$, mm)	17.2 x 75	17.2 x 87	17.2 x 87	27.1 x 14.1	27.1 x 14.1	26 x 86.5	-	29.5 x 17.5	-
Rack hole bottom type	Open	Open	Open	Conical	Conical	Round	-	Conical	-
Max. radius (mm)	141.9	141.9	141.9	115	115	135	142.5	142.5	142.5
Max. RCF (g-force)	2,538	2,538	2,538	2,057	2,057	2,415	2,549	2,549	2,549