


















Angle Rotor, GRA-S-50-10

- Capacity : 10 x 50 mL or 50 mL Conical | Max. RPM / RCF : 4,000 / 2,549
- Hole angle rotation : $\angle 45^\circ$ | Hole dimension ($\varnothing \times L$, mm) : 32.2 x 13.5
- Supplied with 10 sleeves, No ID ring

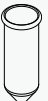













	50 mL Sleeve GLB-50s-50A			Max. RMP / RCF : 4,000 / 2,549 Hole dimension ($\varnothing \times L$, mm) : 30 x 99 Hole bottom type : Flat bottom with rubber pad Max. height for tube fit (mm) : 130 Supplied with 3.5 mm thick NBR pad					
Tube									
Tube capacity (mL)	14 mL	15	15 mL conical	25 mL conical	25 mL conical	30	50 mL conical	50 mL conical (Skirt)	50
Tube Dimension ($\varnothing \times L$, mm)	15.7 x 96	16 x 120	17 x 120	28.8 x 83	28.8 x 78.5	25.7 x 101.4	29.5 x 118	29.5 x 118	29 x 108
Adapter								None	None
Cat No.	GAS-u14(f50)	GAS-u15(f50)	GAS-u15(f50)	GAS-c25(f50)	GAS-c25(f50)	GAS-30(f50)	GAS-c50(f50)	-	-
Adaptor hole dimension ($\varnothing \times L$, mm)	17.2 x 75	17.2 x 87	17.2 x 87	27.1 x 14.1	27.1 x 14.1	26 x 86.5	29.5 x 17.5	-	-
Adaptor hole bottom type	Open	Open	Open	Conical	Conical	Round	Conical	-	-
Max. radius (mm)	141.9	141.9	141.9	115	115	135	135.5	142.5	142.5
Max. RCF (g-force)	2,538	2,538	2,538	2,057	2,057	2,415	2,424	2,549	2,549

Fixed Angle Rotor, GRA-S-c50-10

- Capacity : 10 x 50 mL or 50 mL Conical | Max. RPM / RCF : 4,000 / 2,508
- Hole angle rotation : $\angle 45^\circ$ | Hole dimension ($\varnothing \times L$, mm) : 32.2 x 13.5
- Supplied with 10 sleeves, No ID ring



	50 mL Sleeve GLB-c50s-50A			Max. RPM / RCF : 4,000 / 2,508 Hole dimension ($\varnothing \times L$, mm) : 31 x 99 Hole bottom type : Conical Max. height for tube fit (mm) : 130		
Tube						
Tube capacity (mL)	15 mL conical	25 mL conical	25 mL conical	30	50	50 mL conical
Tube Dimension ($\varnothing \times L$, mm)	17 x 120	28.8x83	28.8x78.5	25.7 x 101.4	29 x 108	29.5 x 118
Adapter						None
Cat No.	GAS-c15(c50)	GAS-c25(c50)	GAS-c25(c50)	GAS-30(c50)	GAS-50(c50)	-
Adaptor hole dimension ($\varnothing \times L$, mm)	17 x 105	27.1x14.1	27.1x14.1	26x83.8	27.9 x 11	-
Adaptor hole bottom type	Conical	Conical	Conical	Round	Round	-
Max. radius (mm)	139.6	115	115	135.5	136.1	140
Max. RCF (g-force)	2,497	2,057	2,057	2,424	2,435	2,508