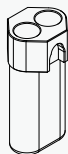







Swing Rotor, GRS-S-15-6

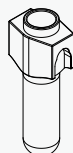
- 6 loadings
- Max. RPM : 4,000
- Angle from axis during rotation: $\angle 90^\circ$
- Rotor dimension / weight ($\varnothing \times L$, mm / g) : 198.2 x 44 / 573
- Supplied with a lubricant, No ID ring



15 mL Dual Round Bucket
GLB-d15-15




Max. RPM / RCF : 4,000 / 2,737
 Max. Radius (mm) : 153
 Hole dimension ($\varnothing \times L$, mm) : 17 x 88
 Max. height for tube fit (mm) : 122
 Hole bottom type : Flat with rubber pad
 Supplied with 3.0 mm thick NBR rubber pad

Tube			
Tube capacity (mL)	2.0 ~ 4 mL VT	4 ~ 7 mL VT	8 ~ 10 mL VT
Tube Dimension ($\varnothing \times L$, mm)	13 x 75	13 x 100	16 x 100
Adapter			None
Cat No.	GAS-3(f15)	GAS-5(f15)	-
Bucket capacity (ea / 4)	2 / 12	2 / 12	2 / 12
Adaptor hole dimension ($\varnothing \times L$, mm)	13.5 x 61	13.5 x 85	-
Adaptor hole bottom type	Round	Open	-
Max. height tube fit (mm)	95	123	123
Max. radius (mm)	126	153	153
Max. RCF (g-force)	2,164	2,737	2,737



15 mL Round Bucket
GLB-15-15

Max. RPM / RCF : 4,000 / 2,826
 Max. Radius (mm) : 158
 Hole dimension ($\varnothing \times L$, mm) : 17 x 93
 Max. height for tube fit (mm) : 125
 Hole bottom type : Round

Tube			
Tube capacity (mL)	15 mL glass	15 mL open top	15
Tube Dimension ($\varnothing \times L$, mm)	16 x 100	16 x 114	16 x 120
Max. height tube fit (mm)	120	120	120
Max. radius (mm)	158	158	158
Max. RCF (g-force)	2,826	2,826	2,826