



## Swing-Out Rotor, GRS-SR-15-6

6 loadings  
 $\angle 90^\circ$



### Round 15ml Bucket GLB-15-15

Bucket bore( $\phi$  x L, mm) : 17 x 93.8  
 Radius(mm):158  
 Max.RPM:4,400  
 Max.RCF(g-force) : 3,420  
 Max.height for tube fit(mm) : 125



Tube		
Tube capacity (ml)	10	15

## Swing-Out Rotor, GRS-SR-mw-2

2 loadings  
 $\angle 90^\circ$

Area dimension (mm) : 88.5 x 130.3  
 Max. height for microplate fit (mm) : 35



Plate		
Plate capacity (ml)	MTP	DWP
Holder capacity (ea/2)	1/2	
Radius (mm)	111	
Max. RPM	4,000	
Max. RCF (g-force)	1,986	