



Fixed Angle Rotor, GRF-L-s0.2-64 / GRF-G-s0.2-64

- Capacity : 8x8-Tube PCR strips, 64 x 0.2 mL
- Max. RPM / RCF : 12,000 / 10,803
- Hole angle from axis during rotation : $\angle 45^\circ$
- Hole dimension ($\Phi \times L$, mm) : 6.5 x 16
- Hole bottom type : Round
- Max. height for tube fit (mm) : 25
- Supplied with a lid



Tube		
Tube capacity (mL)	0.2	8-Strip tube
Tube dimension ($\Phi \times L$, mm)	6 x 8	6 x 8
Max. radius (mm)	Inner 58.6 Outer 67.1	Inner 58.6 Outer 67.1
Max. RCF (g-force)	Inner 9,434 Outer 10,803	Inner 9,434 Outer 10,803

Angle Rotor, GRA-G-15-24A

- Capacity : 24 x 15 mL
- Max. RPM / RCF : 4,000 / 3,134
- Hole angle rotation : $\angle 45^\circ$
- Hole dimension ($\Phi \times L$, mm) : 20.4 x 14
- Supplied with 24 sleeves
















* Only for 1236R



15 mL Sleeve
GLB-15/10A

Hole dimension ($\Phi \times L$, mm) : 18 x 87
 Max. height for tube fit (mm) : 125 (120 for conical / wider cap)
 Hole bottom type : Flat bottom with rubber pad
 Supplied with 3.0 mm thick NBR pad

Tube								
Tube capacity (mL)	2.0 ~ 4 mL VT	4 ~ 7 mL VT	5 mL conical	5 mL conical	14 mL	8 ~ 10 mL VT	15	15 mL conical
Tube Dimension ($\Phi \times L$, mm)	13 x 75	13 x 100	16 x 59	16 x 67	15.7 x 96	16 x 100	16 x 120	17 x 120
Adapter						None	None	None
Cat No.	GAS-3(f15)	GAS-5(f15)	GAS-c5(f15)	GAS-c5(f15)	GAS-10(f15)	-	-	-
Adaptor hole dimension ($\Phi \times L$, mm)	13.5 x 61	13.5 x 85	14 x 20	14 x 20	16.5 x 7	-	-	-
Adaptor hole bottom type	Round	Open	Conical	Conical	Round	-	-	-
Max. radius (mm)*	155.2	167.2	139.9	139.9	161.1	175.2	175.2	175.2
Max. RCF (g-force)*	2,776	2,990	2,503	2,503	2,882	3,134	3,134	3,134