



## Data sheet

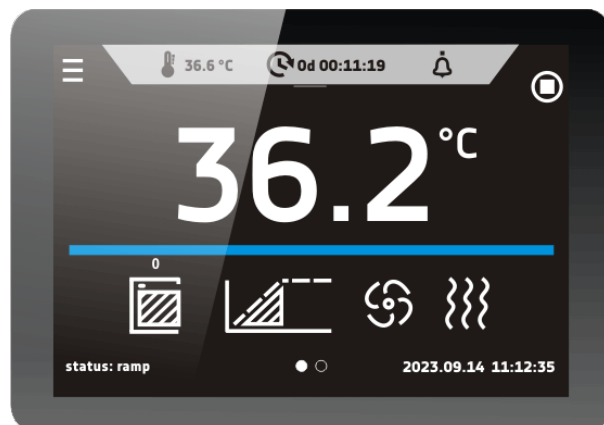
## Laboratory Incubator CLW 1000 Smart



The photo above is for reference only, may show additional options not included in standard equipment. The real appearance, particularly color and structure of the material may differ from the ones presented in the photo.

### Advantages of the SMART controller:

- 4,3", clear, full colour touch screen
- LAN, USB ports for data transfer
- multi-segment time and temperature programs
- visual and sound alarm
- internal memory for programs and data storage
- event registry
- user manual for direct download
- Quick change of program parameters
- Alarm Bar
- operating with gloves on



Smart - preview screen



## TECHNICAL DATA

air convection	forced
chamber capacity [l]	1005
working capacity [l]	1005
controller	microprocessor PID
display	4,3" full colour touch screen

## TEMPERATURE

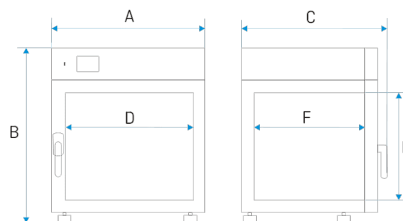
temperature range [°C]	5°C above ambient temperature ... +100°C
temperature resolution every ... [°C]	0,1
temperature fluctuation at 37°C [±/°C]*	0,2
temperature variation at 37°C [±/°C]*	1,0
temperature protection	class 2.0 to DIN 12880 / class 3.1 (option)

## CHAMBER

door type	double(5) / door with viewing window (option)
<b>interior</b>	
Smart	acid-proof stainless steel to DIN 1.4301
IG Smart	acid-proof stainless steel to DIN 1.4301
<b>housing</b>	
Smart	powder coated sheet
IG Smart	stainless steel linen finish

### overall dims [mm] /1/

width A	1260
height B	2000
depth C	880
<b>internal dims [mm]</b>	
width D	1040
height E	1610
depth F	600



shelves (standard   max)	6   22
- reinforced shelf version (PW) [kg] /3/	100
max unit workload [kg]	300
- reinforced unit version (W) [kg] /4/	300
weight [kg]	319



## ELECTRICAL PARAMETERS

voltage**	230V 50-60Hz
nominal power [W]	1900
warranty	24 months
manufacturer	POL-EKO

all the above technical data refer to standard units (without optional accessories)

\* - fluctuation measured in centre of the chamber; in space, variation (K) calculated for chamber as:

$K = \pm (T \text{ average max.} - T \text{ average min.}) / 2$

\*\* - other power supplies on request


1 - depth doesn't include 50 mm of power cable, the width does not include the 20 mm of rubber plug

2 - on uniformly loaded surface

3 - reinforced shelf

4 - additional internal glass door

## OPTIONS AND ACCESSORIES



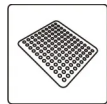
Order number: \*/A

door with viewing window



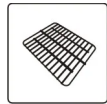
Order number: \*/P INOX

Stainless steel wire shelf INOX



Order number: \*/PP

Perforated shelf



Order number: \*/PW

Reinforced shelf



Order number: KUW GN\*/\*

Stainless steel cuvettes



Order number: OWW/OWW LED

Interior lighting



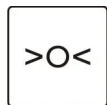
Order number: HEPA

HEPA Clean Air Filter



Order number LabDesk

LabDesk software




Order number: BRT\*/L or IQ/OQ/PQ

Calibration and IQ, OQ, PQ qualification



Order number: \*/3.1

Over temperature protection 3.1 class according to DIN 12880




Order number: BPP 12

Battery backup for display



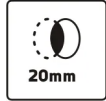
Order number: PORT ALARM

Dry alarm contact



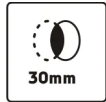
Order number: LANK

LAN cable



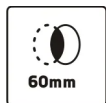
Order number: OCZ/20

Non-standard access port 20 mm



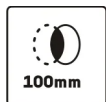
Order number: OCZ/30

Additional access port 30 mm



Order number: OCZ/60

Non-standard access port 60 mm



Order number: OCZ/100

Non-standard access port 100 mm



Order number: KD

Access control