

## Refrigerated Circulators

### CORIO CD Refrigerated/Heating Circulators

for working temperatures from -40 °C to +150 °C

Refrigerated/Heating Circulators of the CORIO series distinguish themselves with a great price-performance ratio. They are ideal for all standard tasks and routine work in laboratories and industry.

- Models for internal and external applications
- Bright, white, easy-to-read display
- Very quiet
- Easy change-over from internal to external circulation and vice versa
- External pump connections (M16×1)
- USB interface
- Space-saving cooling coil design provides more usable space in the bath tank
- Bath lid and drain tap included
- Removable ventilation grid
- Refrigeration unit without side vents
- Class III (FL) according to DIN 12876-1

To adapt the CORIO Refrigerated/Heating Circulator to your individual application, we offer a comprehensive range of accessories (bath fluid, tubing, adapter and more).

#### Applications

Temperature control of samples in a circulator bath or temperature control of an external application. For example measuring cells, refractometers, polarimeters, photometers, viscometers, fermenters, electrophoresis chambers, chromatography columns, rotary evaporators, rheometers and more.

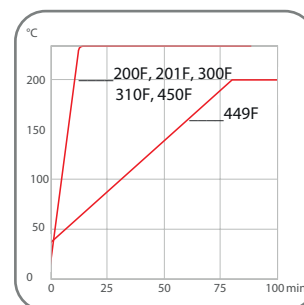


#### Maintenance. Friendly.

The magnetic front grid can be removed easily for user-friendly cleaning and maintenance. Without tools.

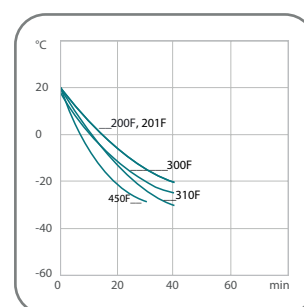
#### Heat-up time

Bath fluid: Thermal



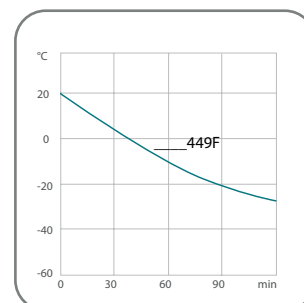
#### Cool-down time

Bath fluid: Ethanol



#### Cool-down time

Bath fluid: Ethanol





## CORIO™ CD-200F

<b>Order No.</b>	<b>9 012 701</b>	
Working temperature range °C	-20 ... +150	
Temperature stability °C	± 0.03	
Heating capacity kW	2	
Cooling capacity kW (Bath fluid: Ethanol)	<b>+20 °C</b>	<b>0 °C</b>
	0.22	0.17
	<b>-10 °C</b>	<b>-20 °C</b>
	0.13	0.06
Pump capacity	l/min	bar
Flow rate / Pressure	15	0.35
Bath opening / Bath depth cm	W × L / D 13 × 15 / 15	
Filling volume liters	3 ... 4	
Dimensions cm	W × L × H 23 × 39 × 65	



## CORIO™ CD-201F

<b>Order No.</b>	<b>9 012 702</b>	
Working temperature range °C	-20 ... +150	
Temperature stability °C	± 0.03	
Heating capacity kW	2	
Cooling capacity kW (Bath fluid: Ethanol)	<b>+20 °C</b>	<b>0 °C</b>
	0.22	0.16
	<b>-10 °C</b>	<b>-20 °C</b>
	0.12	0.06
Pump capacity	l/min	bar
Flow rate / Pressure	15	0.35
Bath opening / Bath depth cm	W × L / D 13 × 15 / 15	
Filling volume liters	3 ... 4	
Dimensions cm	W × L × H 44 × 41 × 44	



## CORIO™ CD-300F

<b>Order No.</b>	<b>9 012 703</b>	
Working temperature range °C	-25 ... +150	
Temperature stability °C	± 0.03	
Heating capacity kW	2	
Cooling capacity kW (Bath fluid: Ethanol)	<b>+20 °C</b>	<b>0 °C</b>
	0.31	0.28
	<b>-10 °C</b>	<b>-20 °C</b>
	0.20	0.11
Pump capacity	l/min	bar
Flow rate / Pressure	15	0.35
Bath opening / Bath depth cm	W × L / D 13 × 15 / 15	
Filling volume liters	3 ... 4	
Dimensions cm	W × L × H 24 × 42 × 66	



## CORIO™ CD-310F

<b>Order No.</b>	<b>9 012 713.N1*</b>	
Working temperature range °C	-30 ... +150	
Temperature stability °C	± 0.03	
Heating capacity kW	2	
Cooling capacity kW (Bath fluid: Ethanol)	<b>+20 °C</b>	<b>0 °C</b>
	0.31	0.28
	<b>-10 °C</b>	<b>-20 °C</b>
	0.22	0.13
Pump capacity	l/min	bar
Flow rate / Pressure	15	0.35
Bath opening / Bath depth cm	W × L / D 13 × 15 / 15	
Filling volume liters	3 ... 4	
Dimensions cm	W × L × H 23 × 40 × 65	



## CORIO™ CD-450F

<b>Order No.</b>	<b>9 012 714.N1*</b>	
Working temperature range °C	-30 ... +150	
Temperature stability °C	± 0.03	
Heating capacity kW	2	
Cooling capacity kW (Bath fluid: Ethanol)	<b>+20 °C</b>	<b>0 °C</b>
	0.45	0.38
	<b>-10 °C</b>	<b>-20 °C</b>
	0.28	0.17
Pump capacity	l/min	bar
Flow rate / Pressure	15	0.35
Bath opening / Bath depth cm	W × L / D 13 × 15 / 15	
Filling volume liters	3 ... 4	
Dimensions cm	W × L × H 23 × 40 × 65	



## CORIO™ CD-449F

<b>Order No.</b>	<b>9 012 716.N1</b>	
Working temperature range °C	-32 ... +150	
Temperature stability °C	± 0.03	
Heating capacity kW	2	
Cooling capacity kW (Bath fluid: Ethanol)	<b>+20 °C</b>	<b>0 °C</b>
	0.45	0.36
	<b>-10 °C</b>	<b>-20 °C</b>
	0.28	0.21
Pump capacity	l/min	bar
Flow rate / Pressure	15	0.35
Bath opening / Bath depth cm	W × L / D 28 × 35 / 20	
Filling volume liters	21 ... 30	
Dimensions cm	W × L × H 37 × 59 × 69	

\*also available with synthetic refrigerant (replace .N1 with .S1 in order number)

## Refrigerated Circulators



### CORIO™ CD-600F

<b>Order No.</b>	<b>9 012 704</b>		
Working temperature range °C	-35 ... +150		
Temperature stability °C	± 0.03		
Heating capacity kW	2		
Cooling capacity kW (Bath fluid: Ethanol)	<b>+20 °C</b>	<b>0 °C</b>	<b>-10 °C</b>
	0.6	0.46	0.29
	<b>-20 °C</b>	<b>-30 °C</b>	<b>-40 °C</b>
	0.18	0.06	-
Pump capacity	l/min	bar	
Flow rate / Pressure	15	0.35	
Bath opening / Bath depth cm	W × L / D 22 × 15 / 15		
Filling volume liters	5 ... 7.5		
Dimensions cm	W × L × H 33 × 47 × 69		



### CORIO™ CD-601F

<b>Order No.</b>	<b>3</b>		
Working temperature range °C	-35 ... +150		
Temperature stability °C	± 0.03		
Heating capacity kW	2		
Cooling capacity kW (Bath fluid: Ethanol)	<b>+20 °C</b>	<b>0 °C</b>	<b>-10 °C</b>
	0.6	0.46	0.29
	<b>-20 °C</b>	<b>-30 °C</b>	<b>-40 °C</b>
	0.18	0.06	-
Pump capacity	l/min	bar	
Flow rate / Pressure	15	0.35	
Bath opening / Bath depth cm	W × L / D 22 × 15 / 20		
Filling volume liters	8 ... 10		
Dimensions cm	W × L × H 33 × 47 × 74		

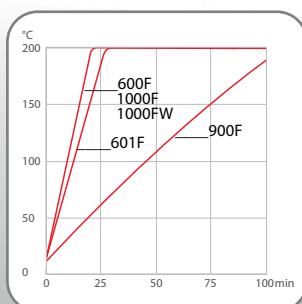


### CORIO™ CD-900F

<b>Order No.</b>	<b>9 012 706</b>		
Working temperature range °C	-38 ... +150		
Temperature stability °C	± 0.03		
Heating capacity kW	2		
Cooling capacity kW (Bath fluid: Ethanol)	<b>+20 °C</b>	<b>0 °C</b>	<b>-10 °C</b>
	0.9	0.8	0.55
	<b>-20 °C</b>	<b>-30 °C</b>	<b>-40 °C</b>
	0.35	0.15	0.02
Pump capacity	l/min	bar	
Flow rate / Pressure	15	0.35	
Bath opening / Bath depth cm	W × L / D 26 × 35 / 20		
Filling volume liters	21 ... 30		
Dimensions cm	W × L × H 39 × 62 × 75		

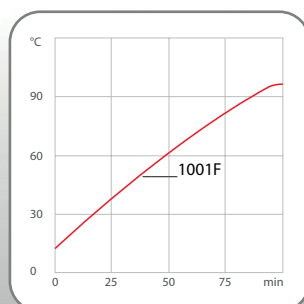
#### Heat-up time

Bath fluid: Thermal



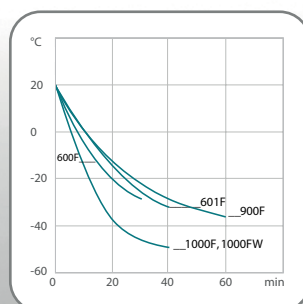
#### Heat-up time

Bath fluid: Thermal



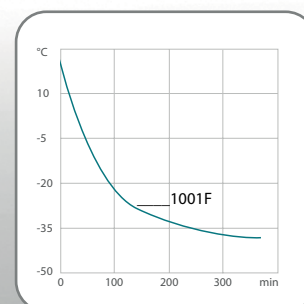
#### Cool-down time

Bath fluid: Ethanol



#### Cool-down time

Bath fluid: Ethanol





## CORIO™ CD-1000F

<b>Order No.</b>	<b>9 012 707</b>		
Working temperature range °C	-40 ... +150		
Temperature stability °C	± 0.03		
Heating capacity kW	2		
Cooling capacity kW (Bath fluid: Ethanol)	<b>+20 °C</b>	<b>0 °C</b>	<b>-10 °C</b>
	1	0.98	0.75
	<b>-20 °C</b>	<b>-30 °C</b>	<b>-40 °C</b>
	0.53	0.27	0.13
Pump capacity	l/min	bar	
Flow rate / Pressure	15	0.35	
Bath opening / Bath depth cm	W × L / D 18 × 13 / 15		
Filling volume liters	5 ... 7.5		
Dimensions cm	W × L × H		
	42 × 49 × 74		

## CORIO™ CD-1000FW

<b>Order No.</b>	<b>9 012 727</b>		
Working temperature range °C	-40 ... +150		
Temperature stability °C	± 0.03		
Heating capacity kW	2		
Cooling capacity kW (Bath fluid: Ethanol)	<b>+20 °C</b>	<b>0 °C</b>	<b>-10 °C</b>
	1	0.98	0.75
	<b>-20 °C</b>	<b>-30 °C</b>	<b>-40 °C</b>
	0.53	0.27	0.13
Pump capacity	l/min	bar	
Flow rate / Pressure	15	0.35	
Bath opening / Bath depth cm	W × L / D 18 × 13 / 15		
Filling volume liters	5 ... 7.5		
Dimensions cm	W × L × H		
	42 × 49 × 74		

## CORIO™ CD-1001F

<b>Order No.</b>	<b>9 012 708</b>		
Working temperature range °C	-38 ... +100		
Temperature stability °C	± 0.03		
Heating capacity kW	2		
Cooling capacity kW (Bath fluid: Ethanol)	<b>+20 °C</b>	<b>0 °C</b>	<b>-10 °C</b>
	1	0.95	0.63
	<b>-20 °C</b>	<b>-30 °C</b>	<b>-40 °C</b>
	0.35	0.13	-
Pump capacity	l/min	bar	
Flow rate / Pressure	15	0.35	
Bath opening / Bath depth cm	W × L / D 35 × 41 / 30		
Filling volume liters	42 ... 56		
Dimensions cm	W × L × H		
	45 × 64 × 95		



### Saves energy.

CORIO models come with various modes for the refrigeration unit: permanently on, permanently off, or on as refrigeration is needed. CORIO CD-600F to CORIO CD-1001F additionally contain a continuous automatic adjustment of the cooling capacity at the operating point to minimize the power consumption and the heat waste.

## Refrigerated Circulators

### CORIO CP Refrigerated/Heating Circulators

for working temperatures from -50 °C to +200 °C

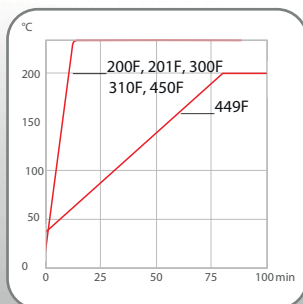
Refrigerated Circulators from the CORIO CP range are suitable for applications with a temperature range from -50°C to +200°C. The enhanced pump performance ensures they are suitable for easy temperature control tasks in combination with external applications.

- Models for internal and external applications
- Bright, white, easy-to-read display
- Very quiet
- Easy change-over from internal to external circulation and vice versa
- External pump connections (M16×1)
- pump capacity, infinitely adjustable
- USB interface
- RS232 interface
- Space-saving cooling coil design provides more usable space in the bath tank
- Bath lid and drain tap included
- Removable ventilation grid
- Refrigeration unit without side vents
- System for low liquid level
- Class III (FL) according to DIN 12876-1

To adapt the CORIO Refrigerated/Heating Circulator to your individual application, we offer a comprehensive range of accessories (bath fluid, tubing, adapter and more)

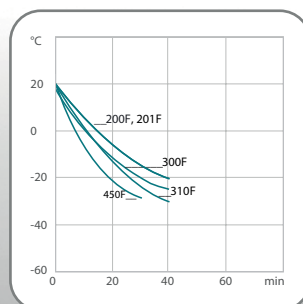
#### Heat-up time

Bath fluid: Thermal



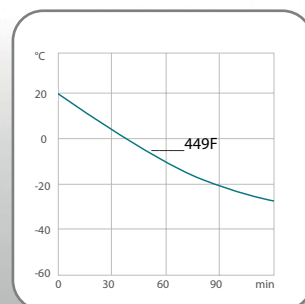
#### Cool-down time

Bath fluid: Ethanol



#### Cool-down time

Bath fluid: Ethanol





## CORIO™ CP-200F

<b>Order No.</b>	<b>9 013 701</b>	
Working temperature range °C	-20 ... +200	
Temperature stability °C	± 0.03	
Heating capacity kW	2	
	<b>+20 °C</b>	<b>0 °C</b>
Cooling capacity kW (Bath fluid: Ethanol)	0.2	0.15
	<b>-10 °C</b>	<b>-20 °C</b>
	0.1	0.02
Pump capacity	l/min	bar
Flow rate / Pressure	8 ... 27	0.1 ... 0.7
Bath opening / Bath depth cm	W × L / D 13 × 15 / 15	
Filling volume liters	3 ... 4	
Dimensions cm	W × L × H 23 × 39 × 65	



## CORIO™ CP-201F

<b>Order No.</b>	<b>9 013 702</b>	
Working temperature range °C	-20 ... +200	
Temperature stability °C	± 0.03	
Heating capacity kW	2	
	<b>+20 °C</b>	<b>0 °C</b>
Cooling capacity kW (Bath fluid: Ethanol)	0.2	0.15
	<b>-10 °C</b>	<b>-20 °C</b>
	0.1	0.02
Pump capacity	l/min	bar
Flow rate / Pressure	8 ... 27	0.1 ... 0.7
Bath opening / Bath depth cm	W × L / D 13 × 15 / 15	
Filling volume liters	3 ... 4	
Dimensions cm	W × L × H 44 × 41 × 44	



## CORIO™ CP-300F

<b>Order No.</b>	<b>9 013 703</b>	
Working temperature range °C	-25 ... +200	
Temperature stability °C	± 0.03	
Heating capacity kW	2	
	<b>+20 °C</b>	<b>0 °C</b>
Cooling capacity kW (Bath fluid: Ethanol)	0.3	0.27
	<b>-10 °C</b>	<b>-20 °C</b>
	0.19	0.08
Pump capacity	l/min	bar
Flow rate / Pressure	8 ... 27	0.1 ... 0.7
Bath opening / Bath depth cm	W × L / D 13 × 15 / 15	
Filling volume liters	3 ... 4	
Dimensions cm	W × L × H 24 × 42 × 66	



## CORIO™ CP-310F

<b>Order No.</b>	<b>9 013 713.N1*</b>	
Working temperature range °C	-30 ... +200	
Temperature stability °C	± 0.03	
Heating capacity kW	2	
	<b>+20 °C</b>	<b>0 °C</b>
Cooling capacity kW (Bath fluid: Ethanol)	0.3	0.27
	<b>-10 °C</b>	<b>-20 °C</b>
	0.21	0.12
Pump capacity	l/min	bar
Flow rate / Pressure	8 ... 27	0.1 ... 0.7
Bath opening / Bath depth cm	W × L / D 13 × 15 / 15	
Filling volume liters	3 ... 4	
Dimensions cm	W × L × H 23 × 40 × 65	



## CORIO™ CP-450F

<b>Order No.</b>	<b>9 013 714.N1*</b>	
Working temperature range °C	-30 ... +200	
Temperature stability °C	± 0.03	
Heating capacity kW	2	
	<b>+20 °C</b>	<b>0 °C</b>
Cooling capacity kW (Bath fluid: Ethanol)	0.44	0.37
	<b>-10 °C</b>	<b>-20 °C</b>
	0.27	0.16
Pump capacity	l/min	bar
Flow rate / Pressure	8 ... 27	0.1 ... 0.7
Bath opening / Bath depth cm	W × L / D 13 × 15 / 15	
Filling volume liters	3 ... 4	
Dimensions cm	W × L × H 23 × 40 × 65	



## CORIO™ CP-449F

<b>Order No.</b>	<b>9 013 716.N1</b>	
Working temperature range °C	-32 ... +200	
Temperature stability °C	± 0.03	
Heating capacity kW	2	
	<b>+20 °C</b>	<b>0 °C</b>
Cooling capacity kW (Bath fluid: Ethanol)	0.44	0.35
	<b>-10 °C</b>	<b>-20 °C</b>
	0.27	0.2
Pump capacity	l/min	bar
Flow rate / Pressure	8 ... 27	0.1 ... 0.7
Bath opening / Bath depth cm	W × L / D 28 × 35 / 20	
Filling volume liters	21 ... 30	
Dimensions cm	W × L × H 37 × 59 × 69	

\*also available with synthetic refrigerant (replace .N1 with .S1 in order number)

## Refrigerated Circulators



### CORIO™ CP-600F

<b>Order No.</b>	9 013 704		
Working temperature range °C	-35 ... +200		
Temperature stability °C	± 0.03		
Heating capacity kW	2		
Cooling capacity kW (Bath fluid: Ethanol)	+20 °C	0 °C	-10 °C
	0.6	0.44	0.27
	-20 °C	-30 °C	-40 °C
	0.16	0.04	-
Pump capacity	l/min	bar	
Flow rate / Pressure	8 ... 27	0.1 ... 0.7	
Bath opening / Bath depth cm	W × L / D 22 × 15 / 15		
Filling volume liters	5 ... 7.5		
Dimensions cm	W × L × H 33 × 47 × 69		



### CORIO™ CP-601F

<b>Order No.</b>	9 013 705		
Working temperature range °C	-35 ... +200		
Temperature stability °C	± 0.03		
Heating capacity kW	2		
Cooling capacity kW (Bath fluid: Ethanol)	+20 °C	0 °C	-10 °C
	0.6	0.44	0.27
	-20 °C	-30 °C	-40 °C
	0.16	0.04	-
Pump capacity	l/min	bar	
Flow rate / Pressure	8 ... 27	0.1 ... 0.7	
Bath opening / Bath depth cm	W × L / D 22 × 15 / 20		
Filling volume liters	8 ... 10		
Dimensions cm	W × L × H 33 × 47 × 74		

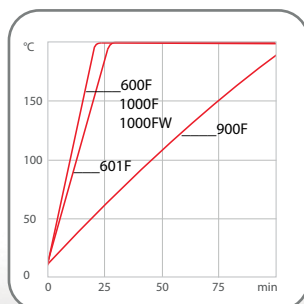


### CORIO™ CP-900F

<b>Order No.</b>	9 013 706		
Working temperature range °C	-38 ... +200		
Temperature stability °C	± 0.03		
Heating capacity kW	2		
Cooling capacity kW (Bath fluid: Ethanol)	+20 °C	0 °C	-10 °C
	0.9	0.8	0.52
	-20 °C	-30 °C	-40 °C
	0.31	0.11	-
Pump capacity	l/min	bar	
Flow rate / Pressure	8 ... 27	0.1 ... 0.7	
Bath opening / Bath depth cm	W × L / D 26 × 35 / 20		
Filling volume liters	21 ... 30		
Dimensions cm	W × L × H 39 × 62 × 75		

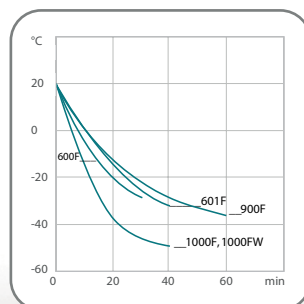
### Heat-up time

Bath fluid: Thermal



### Cool-down time

Bath fluid: Ethanol





## CORIO™ CP-1000F

<b>Order No.</b>	9 013 707		
Working temperature range °C	-50 ... +200		
Temperature stability °C	± 0.03		
Heating capacity kW	2		
Cooling capacity kW (Bath fluid: Ethanol)	<b>+20 °C</b>	<b>0 °C</b>	<b>-10 °C</b>
	1	0.96	0.73
	<b>-20 °C</b>	<b>-30 °C</b>	<b>-40 °C</b>
	0.51	0.25	0.11
Pump capacity	l/min	bar	
Flow rate / Pressure	8 ... 27	0.1 ... 0.7	
Bath opening / Bath depth cm	W × L / D 18 × 13 / 15		
Filling volume liters	5 ... 7.5		
Dimensions cm	W × L × H 42 × 49 × 74		

## CORIO™ CP-1000FW

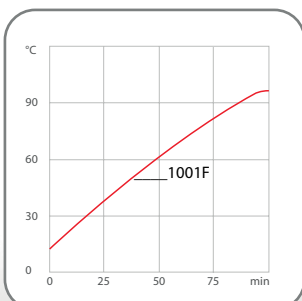
<b>Order No.</b>	9 013 727		
Working temperature range °C	-50 ... +200		
Temperature stability °C	± 0.03		
Heating capacity kW	2		
Cooling capacity kW (Bath fluid: Ethanol)	<b>+20 °C</b>	<b>0 °C</b>	<b>-10 °C</b>
	1	0.96	0.73
	<b>-20 °C</b>	<b>-30 °C</b>	<b>-40 °C</b>
	0.51	0.25	0.11
Pump capacity	l/min	bar	
Flow rate / Pressure	8 ... 27	0.1 ... 0.7	
Bath opening / Bath depth cm	W × L / D 18 × 13 / 15		
Filling volume liters	5 ... 7.5		
Dimensions cm	W × L × H 42 × 49 × 74		

## CORIO™ CP-1001F

<b>Order No.</b>	9 013 708		
Working temperature range °C	-38 ... +100		
Temperature stability °C	± 0.03		
Heating capacity kW	2		
Cooling capacity kW (Bath fluid: Ethanol)	<b>+20 °C</b>	<b>0 °C</b>	<b>-10 °C</b>
	1	0.9	0.6
	<b>-20 °C</b>	<b>-30 °C</b>	<b>-40 °C</b>
	0.6	0.12	-
Pump capacity	l/min	bar	
Flow rate / Pressure	8 ... 27	0.1 ... 0.7	
Bath opening / Bath depth cm	W × L / D 35 × 41 / 30		
Filling volume liters	42 ... 56		
Dimensions cm	W × L × H 45 × 64 × 95		

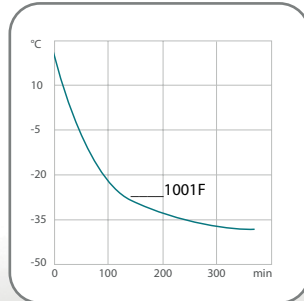
### Heat-up time

Bath fluid: Thermal



### Cool-down time

Bath fluid: Ethanol





### JULABO Thermal Bath Fluids

JULABO Thermal bath fluids have been carefully chosen following long term testing. They are highly suitable for all of your temperature control applications guaranteeing safe and reliable operation. Choosing the proper bath fluid is critical for high performance temperature control. The viscosity and heat transfer characteristics of the Thermal fluids are specifically selected for use with JULABO temperature control instruments.

#### Advantages

- Broad temperature ranges
- Low viscosity
- High stability
- Good thermal conductivity
- Almost odorless
- Long life



#### Makes routine laboratory work easier.

JULABO Thermal bath fluids are delivered in containers with a handy drain tap.



#### Tidy.

The special drain tap for easy draining of bath fluids without tools.



### Thermal G

Order No. 5 liters 8 940 125

Order No. 10 liters 8 940 124

Working temperature range °C -30 ... +80

Flash point °C -

Fire point °C -

Viscosity, (kinematic at +20 °C) mm<sup>2</sup>/s 4.13 mPas

Density (at +20 °C) g/cm<sup>3</sup> 1.0681 g/cm<sup>3</sup>

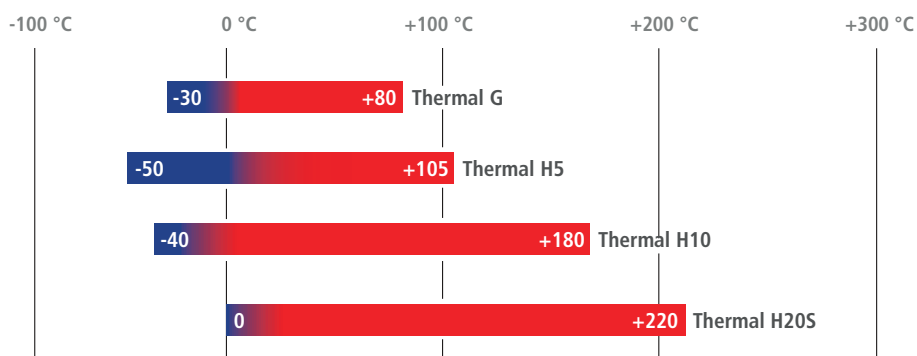
Pour point °C -44

Boiling point °C +109

Ignition temperature °C +410

Color light yellow

#### Working temperature range





## Thermal H5

Order No. 5 liters	8 940 107
Order No. 10 liters	8 940 106
Working temperature range °C	-50 ... +105
Flash point °C	>+120
Fire point °C	+142
Viscosity, (kinematic at +20 °C) mm <sup>2</sup> /s	5.66
Density (at +20 °C) g/cm <sup>3</sup>	0.92
Pour point °C	-100
Boiling point °C	+288
Ignition temperature °C	+350
Color	clear

## Thermal H10

Order No. 5 liters	8 940 115
Order No. 10 liters	8 940 114
Working temperature range °C	-40 ... +180
Flash point °C	>+165
Fire point °C	+220
Viscosity, (kinematic at +20 °C) mm <sup>2</sup> /s	10
Density (at +20 °C) g/cm <sup>3</sup>	0.93
Pour point °C	<-60
Boiling point °C	+288
Ignition temperature °C	+370
Color	clear

## Thermal H20S

Order No. 5 liters	8 940 109
Order No. 10 liters	8 940 108
Working temperature range °C	0 ... +220
Flash point °C	>+200
Fire point °C	+264
Viscosity, (kinematic at +20 °C) mm <sup>2</sup> /s	20
Density (at +20 °C) g/cm <sup>3</sup>	0.95
Pour point °C	-70
Boiling point °C	+424
Ignition temperature °C	+385
Color	light brown

### JULABO Thermal bath fluids based on silicone ...

... are chemically inert substances which do not affect metals like iron, copper, zinc, aluminum, chrome or nickel. Compared to other fluids, JULABO Thermal fluids have an extraordinarily low electrical conductivity. When properly stored, the fluids will last for 12 months and longer as they are not susceptible to climatic influences.

### JULABO Thermal bath fluids based on water-glycol ...

... (monoethyleneglycol with anti-corrosion additives) have excellent thermal characteristics and a low viscosity. In addition, they provide anti-freeze protection, i.e. they can be applied at temperatures below the freezing point of water.

### More information on JULABO Thermal bath fluids ...

... in our brochure 'Thermal Bath Fluids' at [www.julabo.com](http://www.julabo.com).




## Refrigerated Circulators Accessories



### Water bath protective media to prevent the formation of algae and bacteria and descaling agent

Order No.	Description	Suitable for
8 940 006	Aqua Stabil, 6 bottles 100 ml each	CORIO
8 940 012	Aqua Stabil, 12 bottles 100 ml each	CORIO
9 940 200	Descaling agent 1 Liter	CORIO



### Hollow balls to reduce heat loss, evaporation, oxygen input, odors, action of light

Order No.	Description	Suitable for
8 970 010	Hollow balls, Polypropylene®, 20 mm Ø, 1000 pcs (up to +100 °C, for water only)	CORIO



### Heat exchangers / Cooling installations

Order No.	Description	Suitable for
9 970 240	Bath cover with built-in heat exchanger	CD-200F, CP-200F, CD-201F, CP-201F CD-300F, CP-300F, CD-310F, CP-310F, CD-450F, CP-450F
9 970 242	Bath cover with built-in heat exchanger	CD-600F, CD-601F, CD-1000F, CD-1000FW CP-600F, CP-601F, CP-1000F, CP-1000FW



### Lockable bath cover / condensation trap

Order No.	Description	Suitable for
9 970 243	Lockable bath cover	CD-200F, CP-200F, CD-201F, CP-201F CD-300F, CP-300F, CD-310F, CP-310F, CD-450F, CP-450F
9 970 700	Condensation trap with bath lid	CD-600F, CD-601F, CD-1000F, CD-1000FW CP-600F, CP-601F, CP-1000F, CP-1000FW



### CR® tubing (-30 °C ... +120 °C)

Order No.	Description	Suitable for
8 930 008	1 m, 8 mm inner dia.	CD, CP
8 930 010	1 m, 10 mm inner dia.	CD, CP
8 930 012	1 m, 12 mm inner dia.	CD, CP



### Viton® tubing (-35 °C ... +200 °C)

Order No.	Description	Suitable for
8 930 108	1 m, 8 mm inner dia.	CD, CP
8 930 110	1 m, 10 mm inner dia.	CD, CP
8 930 112	1 m, 12 mm inner dia.	CD, CP




### PTFE tubing (-60 °C ... +180 °C)

Bestell-Nr.	Bezeichnung	Einsetzbar für
8 930 140	PTFE tubing 8 mm ID × 10 mm OD per meter	CD, CP
8 930 142	PTFE tubing 12 mm ID × 14 mm OD per meter	CD, CP



## Tubing insulation (-50 °C ... +100 °C)

Order No.	Description	Suitable for
8 930 410	1 m, for tubing 8 - 10 mm inner dia.	CR® / Viton® tubing
8 930 412	1 m, for tubing 12 mm inner dia.	CR® / Viton® tubing



## Tube clamps

Order No.	Description	Suitable for
8 970 480	2 Tube clamps, size 1	CR® / Viton® tubing 8 mm inner dia.
8 970 481	2 Tube clamps, size 2	CR® / Viton® tubing 10 - 12 mm inner dia.




## Metal tubing flexible, insulated (-50 °C ... +200 °C)

Order No.	Description	Suitable for
8 930 220	0.5 m Metal tubing, 2 fittings M16×1 female	CD, CP
8 930 221	1 m Metal tubing, 2 fittings M16×1 female	CD, CP
8 930 222	1.5 m Metal tubing, 2 fittings M16×1 female	CD, CP
8 930 223	3 m Metal tubing, 2 fittings M16×1 female	CD, CP
8 930 224	2 m Metal tubing, 2 fittings M16×1 female	CD, CP



## Adapters and connectors

Order No.	Description	Suitable for
8 970 446	2 Barbed fittings for tubing 8 mm inner dia.	CD, CP
8 970 447	2 Barbed fittings for tubing 10 mm inner dia.	CD, CP
8 970 445	2 Barbed fittings for tubing 12 mm inner dia.	CD, CP
8 970 443	1 Adapter M16×1 male to M16×1 male	CD, CP
8 970 490	2 Collar nuts M16×1 female	CD, CP
8 970 442	2 Elbow fittings 90°, M16×1 female / male	CD, CP
8 970 448	2 Elbow fittings 90°, M16×1 male/female, side length 1 × 54 mm / 1 × 120 mm	CD, CP
8 890 004	2 Adapters M16×1 female to NPT 1/4" male	CD, CP
8 890 005	2 Adapters M16×1 female to NPT 1/4" female	CD, CP
8 890 006	2 Adapters M16×1 female to NPT 3/8" male	CD, CP
8 890 007	2 Adapters M16×1 female to NPT 3/8" female	CD, CP
8 890 008	2 Adapters M16×1 female to NPT 1/2" male	CD, CP
8 890 009	2 Adapters M16×1 female to NPT 1/2" female	CD, CP
8 890 010	2 Adapters M16×1 male to NPT 1/4" female	CD, CP
8 891 008	1 Adapter M16×1 male to BSP 1/2" female	CD, CP
8 891 009	1 Adapter M16×1 male to BSP 3/4" female	CD, CP
8 890 011	2 Adapters M16×1 female to tube 1/4" male	CD, CP
8 890 012	2 Adapters M16×1 female to tube 3/8" male	CD, CP
8 890 013	2 Adapters M16×1 female to tube 1/2" male	CD, CP
8 890 024	2 Adapters M16×1 female to M16×1 female	CD, CP



## Refrigerated Circulators Accessories




### Shut-off valves for loop circuit

Order No.	Description	Suitable for
8 970 457	Shut-off valve (-30 °C ... +200 °C), M16×1	CD, CP
8 970 456	Shut-off valve (-10 °C ... +100 °C), M16×1	CD, CP
8 970 850	Shut-off valve (-60 °C ... +200 °C), M16×1	CD, CP



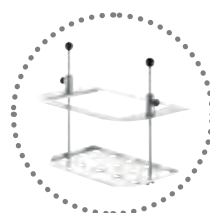
### Twin distributing adapters with barbed fittings

Order No.	Description	Suitable for
8 970 470	Twin distributing adapter with barbed fittings	Tubing 8 mm inner dia.
8 970 471	Twin distributing adapter with barbed fittings	Tubing 12 mm inner dia.
8 970 472	Twin distributing adapter with barbed fittings	Tubing 10 mm inner dia.
8 970 473	Twin distributing adapter M16×1 female to 2 × M16×1 male	CD, CP



### Test tube racks made out of stainless steel, up to +150 °C

Order No.	Description	Suitable for
9 970 320	Test tube rack for 30 tubes 100 × 17 mm dia.	CD-200F, CP-200F, CD-201F, CP-201F CD-300F, CP-300F, CD-310F, CP-310F, CD-450F, CP-450F
9 970 321	Test tube rack for 42 tubes 75 × 12 / 13 mm dia.	CD-200F, CP-200F, CD-201F, CP-201F CD-300F, CP-300F, CD-310F, CP-310F, CD-450F, CP-450F
9 970 322	Test tube rack for 42 tubes 40 × 10 / 11 mm dia.	CD-200F, CP-200F, CD-201F, CP-201F CD-300F, CP-300F, CD-310F, CP-310F, CD-450F, CP-450F
9 970 323	Test tube rack for 10 falcon tubes 50 ml	CD-200F, CP-200F, CD-201F, CP-201F CD-300F, CP-300F, CD-310F, CP-310F, CD-450F, CP-450F



### Immersion-height adjustable platforms

Order No.	Description	Suitable for
9 970 506	Immersion-height adjustable platform	CD-449F, CP-449F, CD-900F, CP-900F



### Accessories Beer Forcing Test

Order No.	Description	Suitable for
9 970 247	Transparent bath cover, plexiglas, temperature range -10 °C ... +80 °C	CD1001F, CP-1001F
9 970 337	Basket for 20 bottles 0.33 l / 0.5 l, stainless steel	CD1001F, CP-1001F



### Castor platform

Order No.	Description	Suitable for
8 910 040	Castor platform	CD, CP



## Software und Hardware zur Gerätesteuerung, Datenaufzeichnung und Visualisierung, Schnittstellen

Bestell-Nr.	Bezeichnung	Einsetzbar für
8 901 102	EasyTEMP Software (kostenlos unter <a href="http://www.julabo.com">www.julabo.com</a> )	CD, CP
8 901 105	EasyTEMP Professional Software, inkl. USB-Dongle	CD, CP
9 900 110	USB-Kabel 2 m, Typ A-B	CD, CP
9 900 112	USB 2.0 Repeater-Verlängerungskabel, Länge = 5 m	CD, CP
9 900 114	USB 2.0 Repeater-Verlängerungskabel, Länge = 10 m	CD, CP
8 980 073	RS232-Schnittstellenkabel, Länge 2,5 m mit 9-pol.-Stecker/9-pol.-Buchse	CP
8 980 074	RS232-Schnittstellenkabel, Länge 5 m mit 9-pol.-Stecker/9-pol.-Buchse	CP
8 980 031	Ethernet / RS232-Schnittstellenkonverter für Temperiergeräte	CP
8 980 032	Ethernet / RS232-Schnittstellenkonverter für bis zu 4 JULABO Geräte	CP
8 980 033	Ethernet / RS232-Schnittstellenkonverter für bis zu 8 JULABO Geräte	CP



## Kalibrier- und Herstellerzertifikate

Bestell-Nr.	Bezeichnung	Einsetzbar für
8 902 901	1-Punkt-Hersteller-Kalibrierzertifikat	CORIO
8 902 903	3-Punkt-Hersteller-Kalibrierzertifikat	CORIO
8 902 905	5-Punkt-Hersteller-Kalibrierzertifikat	CORIO
8 903 025	Hersteller-Prüfzertifikat für JULABO Geräte, Kategorie 2	CORIO



## IQ/OQ-Dokumentation

Bestell-Nr.	Bezeichnung	Einsetzbar für
2 310 120	IQ/OQ Dokumentation, Kategorie 2	CORIO



## Wartung

Bestell-Nr.	Bezeichnung	Einsetzbar für
2 350 102	Wartung JULABO Geräte, Kategorie 2 Zur Wartung zählen vorbeugende Maßnahmen, die helfen, die Funktionsfähigkeit aufrecht zu erhalten, zur Minimierung von Ausfallzeiten und Kosten. Eine JULABO Wartung beinhaltet folgende Tätigkeiten: Sichtprüfung, Reinigung, Funktionsprüfung und Ausstellung eines Wartungsprotokolls.	CORIO